

a

emotional light

www.a-emotionallight.com

handmade in Spain

INDEX

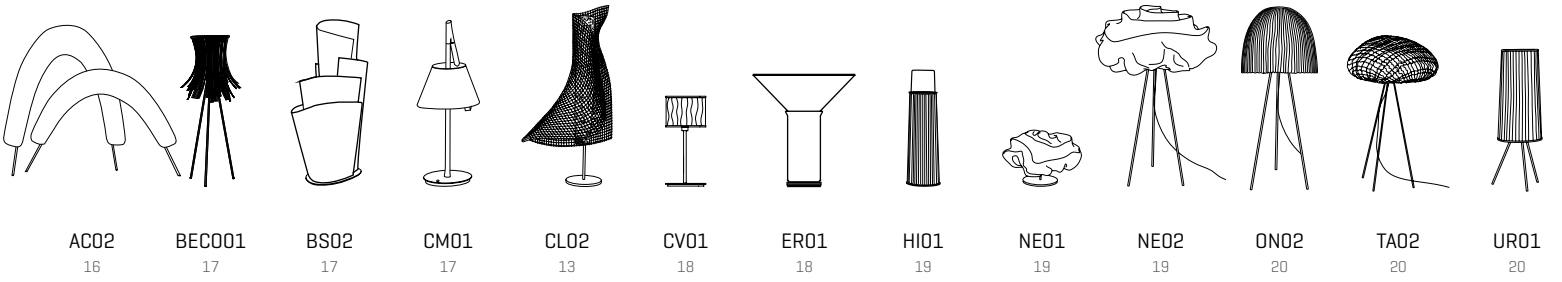
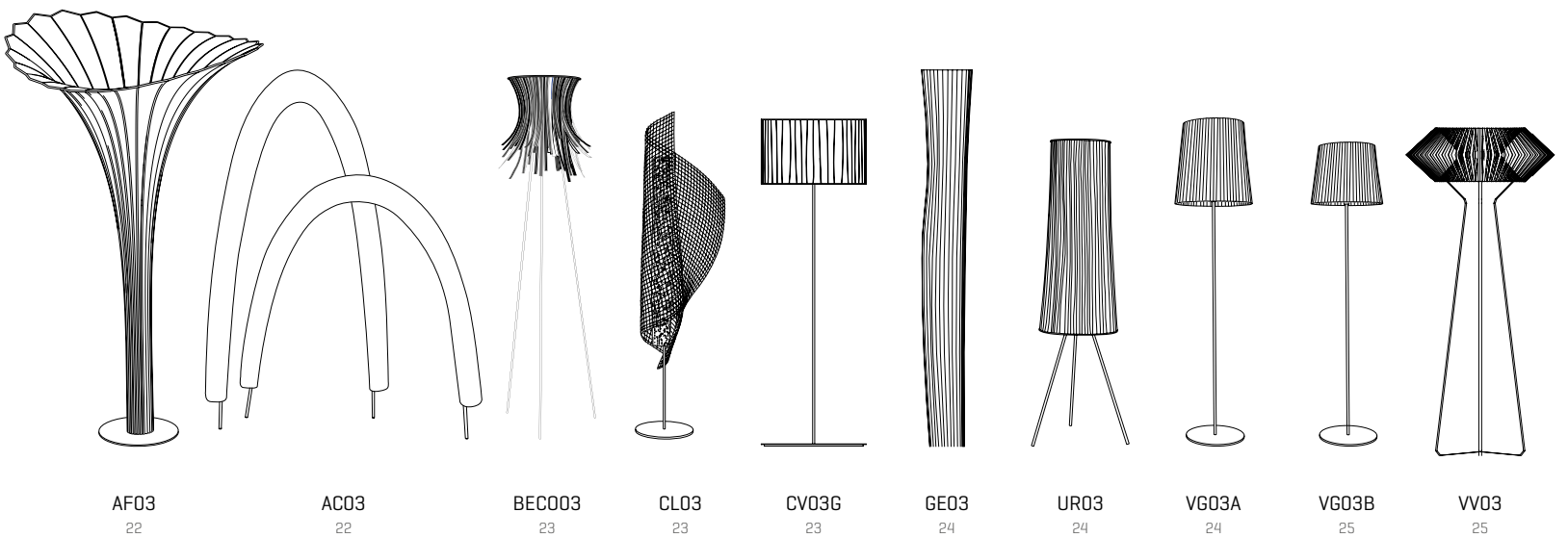



TABLE LAMPS 16 - 20



FLOOR LAMPS 22 - 25

PENDANT LAMPS
26 - 60



A104
26



AG104
27



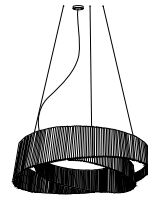
AG204
27



AG304
28



AG404
28



AN04
28



AN05
28



BAP104
29



BARE04
29-30



BALA04
30



BEC004
31



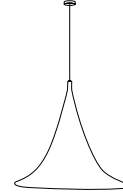
BL04
31



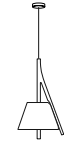
B004
32



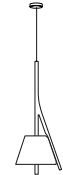
CB04
32



CB04G
32



CM104
33



CM104G
33



CM304
33



CM304G
34



CA04A
34



CA04B
35



CA04AG
35-36



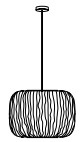
COCY04
36



COGA04
37



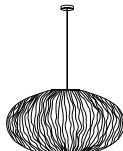
CORE04
37-38



COSE04
38



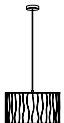
COAU04
39



COAU04G
39-40



CV04-1
40



CV04
40



CV04G
41



FL04
41



GE04
41-42



IN04-Mini
42



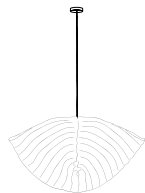
IN04
42



LA04-Mini
43



LA04
43-44




LA04G
44



LS04
45



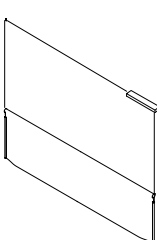
LS04G
45-46



MY04
46



MY04G
46



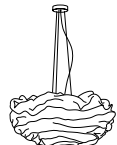
NB04
47



NE04-1
47



NE04
48



NE04G
48




ON04-MINI
48-49



ON04-1
49



ON04
50



ON04G
50-51



PA104
51



PA204
51



PA304
51



PL04-MINI
52



PL04
52



TA04-1
53



TA04
54



TA04G
56



TEAN04
54



TEVI04
55



UR104
55-56



UR204
56



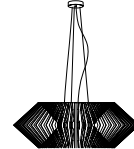
UR304
57



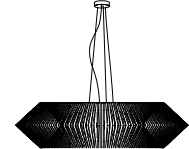
VG04A
57-58



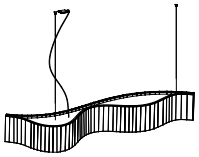
VG04B
58



VV04
59



VV04G
59

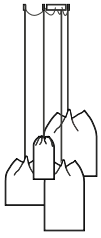


VN04-LD
59

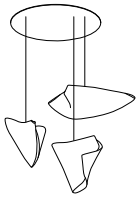


WD04
60

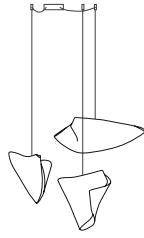
COMPOSITIONS
62 - 68



AG04-4-P
62



BA04-3
62




BA04-3-P
62




C004-3
63




C004-3-P
63



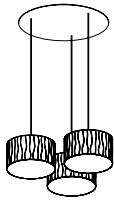
C004-5
63



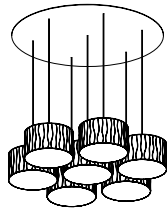
C004-5-P
64



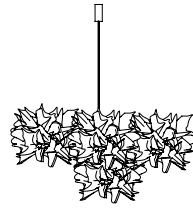
C004-10
64



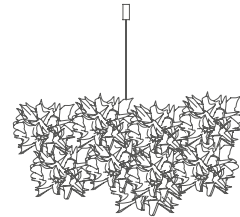
CV04C-3
64



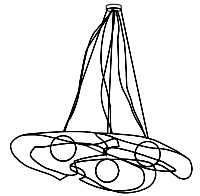
CV04-7
65



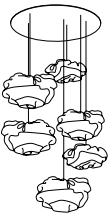
FL04-4
65



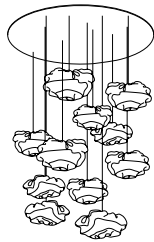
FL04-16
65



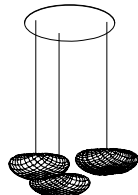
MY04-3
66



NE04-6
66



NE04-11
66



TA04-3
67



TA04-5
67



TA04-10
67



UR04-3
68

WALL & CEILING LAMPS
70 - 80



BA06
70



BL06
70



B006
71



CR06
71



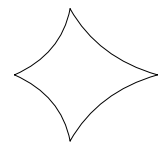
CV06
72



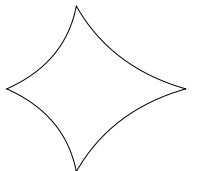
GE06
72



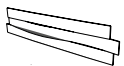
KL06
73



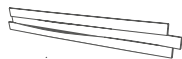
KT06-LD
73



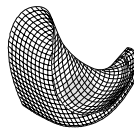
KT06G-LD
74



LI06
74



LI06G
74



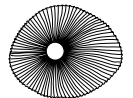
MY06
75



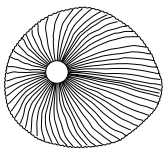
NE06P
75




NE06
76




ON06
76-77



ON06G
77



PM06R-LD
77



PM06PR-LD
78



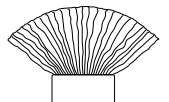
TA06
78



TA06P
79



TA06G
79-80



VE06
80

MATERIALS

1 Painted stainless steel mesh

The stainless steel mesh is a cold industrial material that through manual techniques is converted into lamps. The physical characteristics of these materials allows through methods developed by our team, they can be folded, molded and cut resulting in creative freedom designs. The paint finish adds to this resistant and compact material a greater durability and facilitates its maintenance and cleaning.

Colors & codes: White [BL], beige [BE], grey [G], taupe [T].

NCS Code: White [S 0500-N], beige [S 3020-Y30R], grey [S 2500-N], taupe [S 3005-Y80R].

Collections: Africa, Agasallo, Anel, Ballet, Blossom, Coral, Cors, Gea, Hipatia, Inn, Kala, Kite, Lea, Luisa, Nebra, Nevo, Onn, Planum, Tati, Tempo, Ura, Virginia, Venus. Clara and Mytilus only available in white. Cambo only available in black or white.

2 Cellulose cord

The pressed cellulose cord is a pleasant texture material and has a wide range of colors. This medium flammability component is obtained from pressed cellulose and is molded using its own techniques. Due to its physical characteristics it is not recommended to wet the material for cleaning.

Colors & codes: White [42], grey [43], red [46], brown [47], gold yellow [48], medium brown [49], beige [50], green [51], blue [52].

Collection: Caos.

Arc only available in white.

3 Painted stainless steel thread

The stainless steel thread interlaced and embroidered on itself, creates random, light, seemingly fragile volumes, but durable thanks to the sturdiness that paint finish brings.

Colors & codes: White [B].

Collections: Blum, Pili.

4 Galvanized steel mesh

The application of galvanized steel mesh is another example of a different use of the material. The malleability of this material and its hollow light allows it, through painting processes, to become a material with a delicate appearance but of high quality and durability.

Color & code: White [B].

Collection: Fluo.

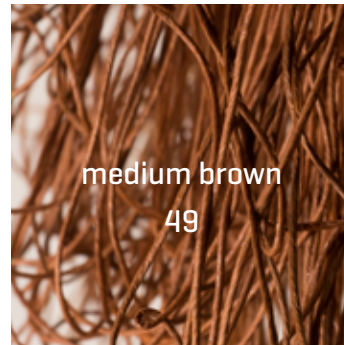
1









2



3



4



5 Glass

Our semi-handmade glass presents irregular watermarks that gives personality to this material. This opalescent glass comes in a wide range of bright colors.

Colors & codes:

White [02], sand [87], dark amber [89], brown [90], beige [95].

El color beige [95] solo está disponible para la combinación con marrón [90] en la colección Vento.

Collections: Curvas, Vento.

8 Birch wood

A material of high durability and easy maintenance. The birch wood is characterized by its light color and low contrast, allowing easy manual processing. The light that escapes between the wooden slats turns this material into a warm and elegant wood.

Collection: Woods.

6 Pressed cellulose

The pressed cellulose, through a suitable refining process, is a highly flexible and moldable material. Resistant and high durable, it comes in a wide range of colors. Due to its physical characteristics it is not recommended to wet the material.

Colors & codes:

White [42], grey [43], red [46], brown [47], gold yellow [48], medium brown [49], beige [50], green [51], blue [52].

Collections: Bety Eco, Li

9 Ash wood

Ash wood is polyvalent and especially flexible. Its resistance make it a high quality material that, through manual processes, allows curved and durable finishes.

Collection: Aimei.

7 Beech wood

Beech wood is hard and characteristic for its clear and natural shades. This material is easy to work with and the varnishing makes it a very durable and easy to maintain material.

Collection: Cambo.

10 Polycarbonate

Through plastic injection technology, this material is consistently made and is available in two colors. The personalized shape of each piece allows the realization of luminaires of large dimensions and easy maintenance

Colors & codes:

White [B], black [N], terracotta [TE].

Collection: V.

5



white
02

6




white
42




medium brown
49

8



sand
87

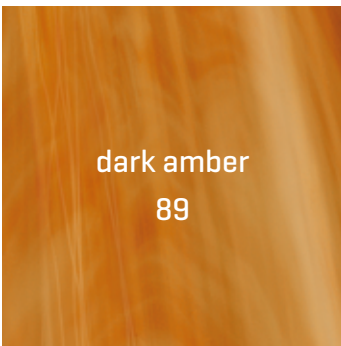



grey
43



beige
50

9



dark amber
89




red
46




green
51


10




white
B




brown
90



brown
47



blue
52



black
N

7



gold yellow
48



terracotta
TE

11 Hand-crafted glass

Our hand-crafted glass is a material that is obtained through different manual techniques, including blowing and lamination. The surface finish is done manually by using very fine sand, avoiding the use of chemical agents.

Colors & codes: yellow [19], white [25]

Collections: Era

13 3D Knit

The 3D knit allows us to generate volumes and produce our lampshade without waste of material and without seams.

It can be made with 100% recyclable materials.

Colors & codes: Beige [BG], electric blue[AE], orange [NA]

Collections: Cabana

14 Triple Opal Glass

Opal glass is a semi-transparent glass which, thanks to its triple layer, offers superior quality. It is a versatile material that, thanks to its opal coating, can diffuse light. Easy cleaning with a soft, dry cloth.

Colors & codes: white [B]

Collection: Bold.

12 Granite

Galician granite is a natural and sustainable material that is easy to maintain. With a light greyish tone, fine-grained and with black speckles, this material used in Parga is compact and comes from discards. Granite is a material that is highly resistant to heat and wear.

Collection: Parga.

11



yellow
19

13



beige
BG




white
25



electric blue
AE

12



orange
NA

14



AUTHENTICITY GUARANTEE

All lamps are labelled with an identification code and serial number. This fixture is an exclusive and authentic design of the company a-emotional light. It is entirely handmade in Spain and passes strict quality controls before its entrance into the market.

All our lamps are totally handmade. The differences found in our luminaires and in the different materials used make them unique. Small differences between lamps are not a defect, it is a value because each one is a unique object. The indicated lampshade dimensions are only approximate, never exact.

Some dimensions and/or electrical data may vary, consult your sales advisor.

SYMBOL INDEX | ÍNDICE DE SÍMBOLOS



The luminaires made of painted stainless steel mesh can be chosen by RAL or NCS code [see conditions].



Awarded by Interior Design Magazine, New York



As awarded by the International Interior Design Association (IIDA) and Hospitality Design magazine



As awarded by the Chicago Athenaeum Museum of Architecture and Design



Fitting is legally approved and comply with the European Mark CE



For North America, these items comply with the UL standard for luminaires under the UL file of a-emotional light



Only for the USA, these items comply with the UL standard for luminaires under the UL file of a-emotional light



Product marking used for products being placed on the market in Great Britain (England, Scotland and Wales).



Official mexican standard



Double insulation and/or reinforced insulation in every part and without ground devices



With ground devices



Luminaire to use with tungsten halogen bulbs with own protection shield



The device is not suitable for installation on normally inflammable surface



According to Americans with Disabilities Act



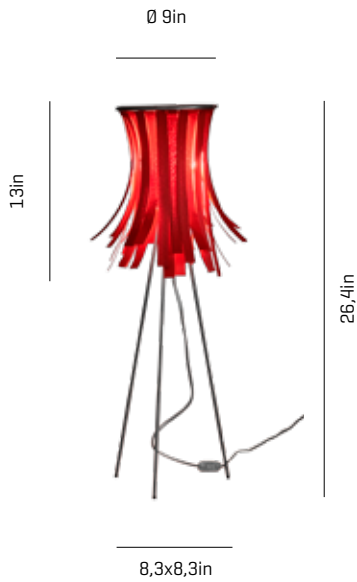
Available with LED built-in technology

0-10V & PCO
PHASE CONTROL only for 120Vac

Regulation of luminous flux between 0 and 10V [1-100%] through an analog signal. Compatible with TRIAC (forward-phase or leading-edge), ELV (reverse-phase or trailing edge) - only at 120Vac.

TECHNICAL CATALOGUE

TABLE LAMPS



Bety Eco ref. BEC001

LAMPSHADE
Pressed Cellulose

SUPPORT
Stainless steel

RECOMMENDED BULBS

NET WEIGHT

One color to choose



CABLE
Transparent
Length 78,7in

120V - 60Hz

3,3lb

E12 LED - Max. 1x7 W

25,6x12,6x9,1 in

6,6lb




Certifications:



*pictured color: 46

Blossom ref. BS02




LAMPSHADE
Painted stainless steel

SUPPORT
Painted steel

RECOMMENDED BULBS

NET WEIGHT

One color to choose



CABLE
White
Length 47,2in

120V - 60Hz

6,6lb

E26 LED - Max. 1x12 W

11,8x11x23,6 in

8,9lb



Certifications:



Included diffuser

LED Cambo ref. CM01




LAMPSHADE
Painted stainless steel

SUPPORT
Steel painted in the same color as the lampshade

LIGHT SOURCE BUILT IN

NET WEIGHT

One color to choose



CABLE
Black or white combined with support

100-277V - 60Hz

4,3lb

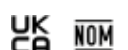
7W 2700K 850lm built-in
Dimmable

25,2x15,3x11 in

6,3lb



Certifications:

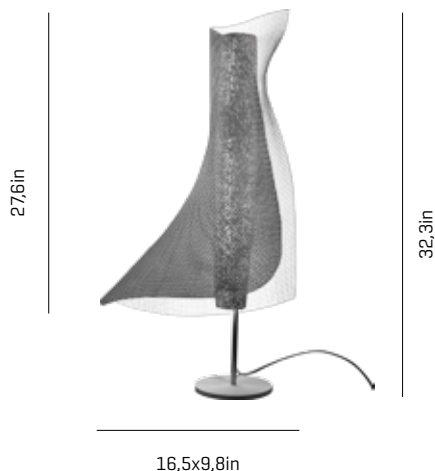


Beech wood

Painted aluminum

Built-in diffuser

Length 47,2in



LED

Clara ref. CLO2

LAMPSHADE
Painted stainless steel

SUPPORT
Stainless steel

LIGHT SOURCE BUILT-IN

NET WEIGHT

One color: white

CABLE
Transparent

120-277V - 60Hz

24W 2700K 2449lm built-in
upon request 3000K 2527lm

10,4lb



17,3x17,3x34,6 in
22lb



Certifications:



Curvas ref. CV01

LAMPSHADE
Glass

SUPPORT
Painted steel
and stainless steel

RECOMMENDED BULBS

NET WEIGHT

One color to choose

120V - 60Hz

E12 LED - Max. 1x7 W

4,2lb



17,7x9,4x10,2 in

5,7lb



Certifications:



Era ref. ER01



LAMPSHADE
Hand-crafted glass

SUPPORT
Steel painted in matt
black

RECOMMENDED BULBS

NET WEIGHT

One color to choose from
top

120V - 60Hz

E26 LED - Max. 1x12 W

9,2lb




20,7x20,7x20,9 in


15,4lb



Certifications:



One color to choose



LED
EXT

Hipatia ref. H101

LAMPSHADE
Painted stainless steel

One color: white



Portable

Includes remote control
[reach 10m | 39,4in]

SUPPORT
Painted steel
and stainless steel

Functions
ON / OFF / DIMMING
Autonomy 6h at 100%
In charge 8 / 10h

CABLE
Wireless
USB cable + charger included

LIGHT SOURCE BUILT-IN

120V - 60Hz
3000K 247lm built-in
Rechargeable battery
5V - 2A - 5000mAh

NET WEIGHT

2,2lb
7,4x20x10,6 in

3,1lb



Certifications:



* pictured without charging base



Nevo ref. NE01

LAMPSHADE
Painted stainless steel

One color to choose



Steel gloss nickel-plated

SUPPORT
Painted steel
and stainless steel

CABLE
Transparent or black
Length 47,2in

RECOMMENDED BULBS

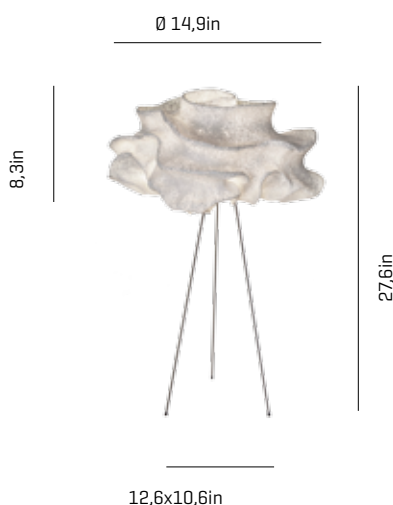
120V - 60Hz
E12 LED - Max. 2x7 W

NET WEIGHT

3,5lb
14,2x14,2x12,2 in
5,5lb



Certifications:



Nevo ref. NE02

LAMPSHADE
Painted stainless steel

One color to choose



Steel gloss nickel-plated

SUPPORT
Stainless steel

CABLE
Transparent or black
Length 78,7in

RECOMMENDED BULBS

120V - 60Hz
E12 LED - Max. 2x7 W

NET WEIGHT

4,4lb
23,6x23,6x13 in
8,8lb



Certifications:





Onn ref. ON02


LAMPSHADE
Painted stainless steel

SUPPORT
Stainless steel

RECOMMENDED BULBS

NET WEIGHT

One color to choose



BL BE G T

CUSTOM
COLOR

Steel gloss nickel-plated

CABLE
Transparent or black
Length 78,7in

120V - 60Hz

E12 LED - Max. 2x7 W

7,7lb



23,6x23,6x13 in

9,9lb



Certifications:



Tati ref. TA02


LAMPSHADE
Painted stainless steel

SUPPORT
Stainless steel

RECOMMENDED BULBS

NET WEIGHT

One color to choose



BL BE G T

CUSTOM
COLOR

Steel gloss nickel-plated

CABLE
Transparent or black
Length 78,7in

120V - 60Hz

E12 LED - Max. 2x7 W

3,5lb



23,6x23,6x13 in

8,8lb



Certifications:



Ura ref. UR01


LAMPSHADE
Painted stainless steel

SUPPORT
Stainless steel

RECOMMENDED BULBS

NET WEIGHT

One color to choose



BL BE G T

CUSTOM
COLOR

Steel gloss nickel-plated

CABLE
Transparent or black
Length 47,2in

120V - 60Hz

E26 LED - Max. 1x12 W

2,2lb



25,5x12,6x9,1 in

3,9lb



Certifications:



FLOOR LAMPS

Ø 56,3in



86,6in


Africa ref. AF03

LAMPSHADE

Painted stainless steel


RECOMMENDED BULBS

120V - 60Hz

 E26 LED - Max. 3x12 W

NET WEIGHT

132,7lb


60,6x60,2x95,7 in

600lb



Certifications:



One color to choose



CUSTOM
COLOR

SUPPORT

Stainless steel
and painted steel

CABLE

Transparent or black

Length 98,4in



72,8in

53,1x23,6in



Arc ref. AC03

LAMPSHADE

Cord


One color: white



42

LIGHT SOURCE BUILT-IN

100-240V - 60Hz

 STRIP 85W 3000K 6850lm built-in

NET WEIGHT

33,1lb


21,3x63x82,7 in

368lb



Certifications:



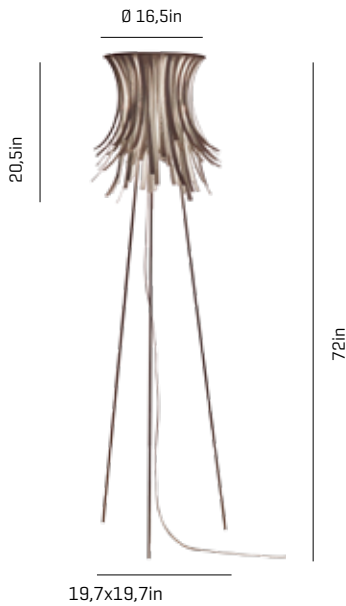
SUPPORT

Painted steel

CABLE

Transparent

Length 118,1in



Bety Eco ref. BEC003

LAMPSHADE
Pressed Cellulose

SUPPORT
Stainless steel

RECOMMENDED BULBS

NET WEIGHT

One color to choose



*pictured color: 43

120V - 60Hz

12,1lb

E26 LED - Max. 1x12 W



70,9x4,3x4,3 in

18,5x18,5x24,8 in


17,6lb



Certifications:



13,8x11,8in



LED Clara ref. CLO3


LAMPSHADE
Painted stainless steel

SUPPORT
Painted steel and stainless steel

LIGHT SOURCE BUILT-IN

NET WEIGHT

One color: white



120-277V - 60Hz

10kg | 22lb

35W 2700K 3367lm built-in
upon request 3000K 3474lm



65x15,7x13,8 in

33,1lb



Certifications:



in progress



Ø 19,7in



Curvas ref. CVO3G

LAMPSHADE
Glass
One color to choose

SUPPORT
Painted steel and stainless steel

RECOMMENDED BULBS

NET WEIGHT



02 87
89 90
Top diffuser included

Dimmable

ONLY DIMMABLE LED BULBS

25,6lb

120V - 60Hz



E26 LED - Max. 4x12 W

72,8x17,7x9,8 in

18,5x18,5x24,8 in

33,1lb



Certifications:





70.9in

7.1x9.4in

Ø 20.5in



39.4in

61.4in

Ø15in



15.7in

64.2in

Gea ref. GE03

LAMPSHADE

Painted stainless steel

One color to choose



BL

BE

G

T

CUSTOM
COLOR

SUPPORT

Painted steel and stainless steel

Dimmable

CABLE

Transparent or black

Length 137,8in

RECOMMENDED BULBS



ONLY DIMMABLE LED BULBS

120V - 60Hz



E26 LED - Max. 5x12 W

NET WEIGHT

32lb



74x17,2x10,23 in

41,9lb



Certifications:




2008

Ura ref. UR03

LAMPSHADE

Painted stainless steel

One color to choose



BL

BE

G

T

CUSTOM
COLOR

SUPPORT

Stainless steel

Dimmable
Regulable

CABLE

Transparent or black

Length 137,8in

RECOMMENDED BULBS



ONLY DIMMABLE LED BULBS

120V - 60Hz



E26 LED - Max. 3x12 W

NET WEIGHT

16,8lb



43,7x16,9x17,3 in

27,6lb



Certifications:




Virginia ref. VG03A

LAMPSHADE

Painted stainless steel

One color to choose



BL

BE

G

T

CUSTOM
COLOR

SUPPORT

Painted steel and stainless steel

CABLE

Transparent

Length 98,4in

RECOMMENDED BULBS

120V - 60Hz



E26 LED - Max. 1x12 W

NET WEIGHT

23,1lb



61x4,3x4,3 in

20,7x20,7x20,9 in

26,5lb



Certifications:



Virginia ref. VG03B



LAMPSHADE

Painted stainless steel

One color to choose



BL

BE

G

T

CUSTOM
COLOR

SUPPORT

Painted steel and stainless steel

CABLE

Transparent

Length 98,4in

RECOMMENDED BULBS

120V - 60Hz

E26 LED - Max. 1x12 W

NET WEIGHT

22lb



61x4,3x4,3 in

17,3x17,3x15,7 in

25,3lb



Certifications:



V ref. VV03

LAMPSHADE

Polycarbonate

One color to choose



B

N

TE

CUSTOM
COLOR

Glass diffuser

SUPPORT

Painted steel

CABLE

Transparent or black

Length 157,54in

RECOMMENDED BULBS

120V - 60Hz

E26 LED - Max. 1x8 W

NET WEIGHT

26,5lb



64,2x16,5x4,3 in

33x33x15 in

41,4lb



Certifications:



PENDANT LAMPS



LED **Aimei** ref. A104

LAMPSHADE
Ash wood

DIFFUSER
Glass sphere

CANOPY
Steel gloss nickel-plated

120V: Ø 4,7in

CABLE
Transparent

Standard: 78,7in
Lenght/largo customizable

LIGHT SOURCE BUILT-IN

100-277V - 60Hz

8W 2700K 960lm built-in
upon request 3000K 1067lm

Dimming system PHASE CONTROL 6 0-10V
[only 120Vac TRIAC Dimmers]

NET WEIGHT

21lb




37,4x37,4x34,6 in

44lb



Certifications:






Agasallo 1 ref. AG104

LAMPSHADE
Painted stainless steel

One color to choose



Stainless steel painted in matt black

CANOPY
Steel painted in matt black

120V: Ø 4,7in

CABLE
Black

Standard: 78,7 in
Lenght customizable

RECOMMENDED BULBS

120V - 60Hz

E26 LED - Max. 1x12 W

NET WEIGHT

1,5lb

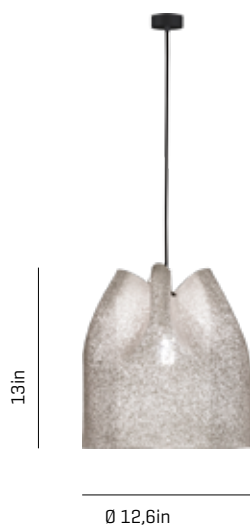


18,1x9,4x9,8 in

2,6lb




Certifications:



Agasallo 2 ref. AG204

LAMPSHADE
Painted stainless steel

One color to choose



Stainless steel painted in matt black

CANOPY
Steel painted in matt black

120V: Ø 4,7in

CABLE
Black

Standard: 78,7 in
Lenght customizable

RECOMMENDED BULBS

120V - 60Hz

E26 LED - Max. 1x12 W

NET WEIGHT

2,2lb

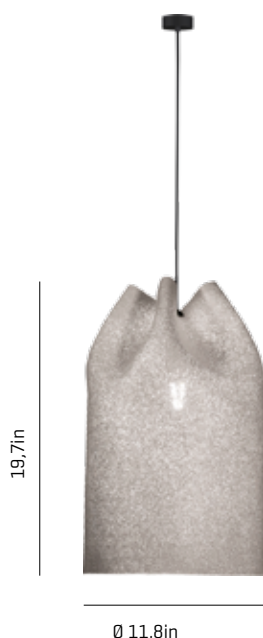


17,3x17,3x15,7 in

5,7lb




Certifications:



Agasallo 3 ref. AG304

LAMPSHADE
Painted stainless steel

One color to choose



Stainless steel painted in matt black

CANOPY
Steel painted in matt black

120V: Ø 4,7in

CABLE
Black

Standard: 78,7 in
Lenght customizable

RECOMMENDED BULBS

120V - 60Hz

E26 LED - Max. 1x12 W

NET WEIGHT

2,9lb



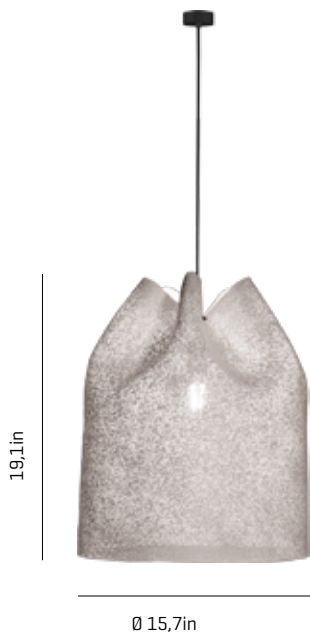
18,5x18,5x24,8 in

7,5lb



Certifications:





Agasallo 4 ref. AG404

LAMPSHADE
Painted stainless steel

CANOPY
Steel painted in matt black

RECOMMENDED BULBS

NET WEIGHT

One color to choose



CUSTOM
COLOR

CABLE
Black

120V - 60Hz

E26 LED - Max. 1x12 W



20x20x20,9 in

8,2lb



Certifications:



Stainless steel painted in
matt black

Standard: 78,7 in
Lenght customizable

LED Anel ref. AN04



LAMPSHADE
Painted stainless steel

CANOPY
Steel painted in matt white

LIGHT SOURCE BUILT-IN

NET WEIGHT

One color



CUSTOM
COLOR

120V: Ø 4,7in

120V - 60Hz

STRIP 30W 2700K 3540lm built-in

39lb



28.3x28.3x11.8 in

48,8lb



Certifications:




Painted steel

CABLE
White

Standard: 78,7 in
Lenght customizable

Difusser included

LED Anel ref. AN05




LAMPSHADE
Painted stainless steel

SUPPORT
Painted steel

LIGHT SOURCE BUILT-IN

NET WEIGHT

One color



CUSTOM
COLOR

120V - 60Hz

STRIP 30W 2700K 3540lm built-in

39lb



28.3x28.3x11.8 in

48,8lb



Certifications:



Difusser included

Ballet Plié ref. BAPI04



LAMPSHADE
Painted stainless steel

One color to choose



CUSTOM
COLOR

Stainless steel

CANOPY
Steel gloss nickel-plated

120V: Ø 4,7in

RECOMMENDED BULBS

120V - 60Hz

E26 LED - Max. 1x12 W

NET WEIGHT

2,6lb



23,6x23,6x13 in

7,2lb



Certifications:



Ballet Plié ref. BAPI04-LD

LED / DIMMABLE



LAMPSHADE
Painted stainless steel

One color to choose



CUSTOM
COLOR

Stainless steel

CANOPY
Steel gloss nickel-plated

120V: Ø 4,7in

LIGHT SOURCE BUILT-IN

100-277V - 60Hz

17W 2700K 1645lm *built-in*
upon request 3000K 1776lm

Dimming system PHASE CONTROL & 0-10V
(only 120Vac TRIAC Dimmers)

NET WEIGHT

4,6lb



23,6x23,6x13 in

9,7lb



Certifications:



Ballet Relevé ref. BARE04



LAMPSHADE
Painted stainless steel

One color to choose



CUSTOM
COLOR

Stainless steel

CANOPY
Steel gloss nickel-plated

120V: Ø 4,7in

RECOMMENDED BULBS

120V - 60Hz

E26 LED - Max. 1x12 W

NET WEIGHT

2,2lb



17,3x17,3x15,7 in

4,6lb



Certifications:



LED

Ballet Relevé ref. BARE04-LD LED / DIMMABLE**LAMPSHADE**

Painted stainless steel

One color to choose

CUSTOM
COLOR

Stainless steel

Bottom diffuser

CANOPY

Steel gloss nickel-plated

120V: Ø 4,7in

CABLE

Transparent or black

Standard: 78,7 in

Lenght customizable

LIGHT SOURCE BUILT-IN

100-277V - 60Hz

 17W 2700K 1645lm built-in
upon request 3000K 1776lm
Dimming system PHASE CONTROL & 0-10V
[only 120Vac TRIAC Dimmers]**NET WEIGHT**

3,7lb



17,3x17,3x15,7 in

6,3lb




Certifications:

**Ballet Elancé** ref. BALA04**LAMPSHADE**

Painted stainless steel

One color to choose

CUSTOM
COLOR

Stainless steel

CANOPY

Steel gloss nickel-plated

120V: Ø 4,7in

CABLE

Transparent or black

Standard: 78,7 in

Lenght customizable

RECOMMENDED BULBS

120V - 60Hz

E26 LED - Max. 1x12 W

NET WEIGHT

2,4lb



17,3x17,3x15,7 in

5,3lb



Certifications:




LED

Ballet Elancé ref. BALA04-LD LED / DIMMABLE**LAMPSHADE**

Painted stainless steel

One color to choose

CUSTOM
COLOR

Stainless steel

Inside diffuser

CANOPY

Steel gloss nickel-plated

120V: Ø 4,7in

CABLE

Transparent or black

Standard: 78,7 in

Lenght customizable

LIGHT SOURCE BUILT-IN

100-277V - 60Hz

 17W 2700K 1645lm built-in
upon request 3000K 1776lm
Dimming system PHASE CONTROL & 0-10V
[only 120Vac TRIAC Dimmers]**NET WEIGHT**

4,2lb



17,3x17,3x15,7 in

7lb



Certifications:





Bety Eco ref. BEC004

LAMPSHADE
Pressed Cellulose

One color to choose



*pictured color: 42
*color de la fotografía: 42

CANOPY
Steel gloss nickel-plated

120V: Ø 4,7in

CABLE
Transparent or black

Standard: 78,7 in
Lenght customizable

RECOMMENDED BULBS

120V - 60Hz

E26 LED - Max. 1x12 W

NET WEIGHT

4,6lb

18,5x18,5x24,8 in
6,6lb



Certifications:



LED Bety Eco ref. BEC004-LD

LED / DIMMABLE

LAMPSHADE
Pressed Cellulose

One color to choose



*pictured color: 42

CANOPY
Steel gloss nickel-plated

120V: Ø 4,7in

CABLE
Transparent or black

Standard: 78,7 in
Lenght customizable

LIGHT SOURCE BUILT-IN

100-277V - 60Hz

17W 2700K 1645lm built-in
upon request 3000K 1776lm

Dimming system PHASE CONTROL & 0-10V
(only 120Vac TRIAC Dimmers)

NET WEIGHT

5,5lb

18,5x18,5x24,8 in
8,8lb



Certifications:



Blum ref. BL04

LAMPSHADE
Painted stainless steel
thread

One color : white



CANOPY
Steel gloss nickel-plated

120V: Ø 4,7in

CABLE
Transparent or black

Standard: 78,7 in
Lenght customizable

RECOMMENDED BULBS

120V - 60Hz

E26 LED - Max. 1x12 W

NET WEIGHT

2,9lb

17,3x17,3x15,7 in
5,1lb



Certifications:





Bold ref. B004

LAMPSHADE
Triple opal glass

One color



B

Painted aluminum

CANOPY
Steel painted in black

120V: Ø 5,1in

CABLE
Black

Standard: 78,7 in
Lenght customizable

LIGHT SOURCE BUILT-IN

100-277V - 60Hz

8W 3000K 750lm built-in

NET WEIGHT

1,3lb



11,8x11,8x11,8 in

3,3lb



Certifications:



Cabana ref. CB04

LAMPSHADE
3D Knit

One color to choose



BG

AE

NA

Painted aluminium

CANOPY
Steel painted in matt black

120V: Ø 4,7in

CABLE
Black

Standard: 78,7 in
Lenght customizable

RECOMMENDED BULBS

120V - 60Hz

E26 LED Opal - Max. 1x12 W
1521 lm recommended bulb

NET WEIGHT

3,3b




28x28x6,3 in

5,5lb



Certifications:



Cabana ref. CB04G

LAMPSHADE
3D Knit

One color to choose



BG

AE

NA

Painted aluminium

CANOPY
Steel painted in matt black

120V: Ø 4,7in

CABLE
Black

Standard: 78,7 in
Lenght customizable

RECOMMENDED BULBS

120V - 60Hz

E26 LED Opal - Max. 3x12 W
1521 lm recommended bulbs

NET WEIGHT

7,7lb



40,1x40,1x5,1 in

11lb



Certifications:






LED **Cambo** ref. **CM104**

LAMPSHADE
Painted stainless steel

One color to choose



Beech wood
Painted aluminum
Built-in diffuser

CANOPY
Steel painted in mat black

120V: Ø 4,7in

CABLE
Black

Standard: 150cm | 59,1in
Length/largo customizable
120V: 200cm | 78,7in

LIGHT SOURCE BUILT IN

100-277V - 60Hz

7W 2700K 850lm built-in

Dimming system: PHASE CONTROL & 0-10V
[only 120Vac TRIAC Dimmers]

NET WEIGHT

2,1lb




25,2x15,3x11 in

6,3lb




Certifications:



LED **Cambo** ref. **CM104G**

LAMPSHADE
Painted stainless steel

One color to choose



Beech wood
Painted aluminum
Built-in diffuser

CANOPY
Steel painted in matt black

120V: Ø 4,7in

CABLE
Black

Standard: 150cm | 59,1in
Length/largo customizable
120V: 200cm | 78,7in

LIGHT SOURCE BUILT IN

100-277V - 60Hz

7W 2700K 850lm built-in

Dimming system: PHASE CONTROL & 0-10V
[only 120Vac TRIAC Dimmers]

NET WEIGHT

3,1lb



33,1x15,3x11 in

6,6lb




Certifications:



LED **Cambo** ref. **CM304**

LAMPSHADE
Painted stainless steel

One color to choose



Beech wood
Painted aluminum
Built-in diffuser

CANOPY
Steel painted in matt black

120V: Ø 4,7in

CABLE
Black

Standard: 150cm | 59,1in
Length/largo customizable
120V: 200cm | 78,7in

LIGHT SOURCE BUILT IN

100-277V - 60Hz

7W 2700K 850lm built-in

Dimming system: PHASE CONTROL & 0-10V
[only 120Vac TRIAC Dimmers]

NET WEIGHT

3,1lb



33,1x15,3x11 in

6,6lb



Certifications:






Cambo ref. CM304G

LAMPSHADE
Painted stainless steel

One color to choose



Beech wood

Painted aluminum

Built-in diffuser

CANOPY
Steel painted in matt black

120V: Ø 4,7in

CABLE
Black

Standard: 150cm | 59,1in
Length/largo customizable
120V: 200cm | 78,7in

LIGHT SOURCE BUILT IN

100-277V - 60Hz

7W 2700K 850lm built-in

Dimming system: PHASE CONTROL & 0-10V
[only 120Vac TRIAC Dimmers]

NET WEIGHT

3,1lb



33,1x15,3x11 in

6,6lb



Certifications:



Caos ref. CA04A

LAMPSHADE
Cord

One color to choose



Stainless steel

CANOPY
Steel gloss nickel-plated

120V: Ø 4,7in

CABLE
Transparent or black

Standard: 78,7 in
Lenght customizable

RECOMMENDED BULBS

120V - 60Hz

E26 LED - Max. 1x12 W

NET WEIGHT

2,4lb



17,3x17,3x15,7 in

3,3lb



Certifications:



Caos ref. CA04A-LD

LAMPSHADE
Cord

One color to choose



Stainless steel

Bottom diffuser

CANOPY
Steel gloss nickel-plated

120V: Ø 4,7in

CABLE
Transparent or black

Standard: 78,7 in
Lenght customizable

LED / DIMMABLE

LIGHT SOURCE BUILT-IN

100-277V - 60Hz

17W 2700K 1645lm built-in
upon request 3000K 1776lm

Dimming system PHASE CONTROL & 0-10V
[only 120Vac TRIAC Dimmers]

NET WEIGHT

4lb



17,3x17,3x15,7 in

4,6lb



Certifications:



Caos ref. CA04B



LAMPSHADE
Cord

One color to choose



Stainless steel

CANOPY
Steel gloss nickel-plated
120V: Ø 4,7in

CABLE
Transparent or black
Standard: 78,7 in
Lenght customizable

RECOMMENDED BULBS
120V - 60Hz
 E26 LED - Max. 1x12 W

NET WEIGHT
2,4lb
 14,2x14,2x12,2 in
3,3lb

Certifications:

LED

Caos ref. CA04B-LD



LAMPSHADE
Cord

One color to choose



Stainless steel

Bottom diffuser

CANOPY
Steel gloss nickel-plated
120V: Ø 4,7in

CABLE
Transparent or black
Standard: 78,7 in
Lenght customizable

LED / DIMMABLE

LIGHT SOURCE BUILT-IN
100-277V - 60Hz
 17W 2700K 1645lm built-in
upon request 3000K 1776lm
Dimming system PHASE CONTROL 0-10V
[only 120Vac TRIAC Dimmers]

NET WEIGHT
3,7lb
 14,2x14,2x12,2 in
4,6lb

Certifications:

Caos ref. CA04AG



LAMPSHADE
Cord

One color to choose



Stainless steel

CANOPY
Steel gloss nickel-plated
120V: Ø 4,7in

CABLE
Transparent or black
Standard: 78,7 in
Lenght customizable

RECOMMENDED BULBS
120V - 60Hz
 E26 LED - Max. 1x12 W

NET WEIGHT
3,7lb
 20x20x20,9 in
8,6lb

Certifications:



Caos ref. CA04AG-LD

LED / DIMMABLE

LAMPSHADE

Cord

One color to choose



Stainless steel

Bottom diffuser

CANOPY

Steel gloss nickel-plated

120V: Ø 4,7in

CABLE

Transparent or black

Standard: 78,7 in

Length customizable

LIGHT SOURCE BUILT-IN

100-277V - 60Hz

● 17W 2700K 1645lm built-in
upon request 3000K 1776lm

Dimming system PHASE CONTROL 0-10V
[only 120Vac TRIAC Dimmers]

NET WEIGHT

5,1lb



20x20x20,9 in

8,8lb



Certifications:



Coral Cay ref. COCY04

RECOMMENDED BULBS

120V - 60Hz

➔ E26 LED - Max. 1x12 W

NET WEIGHT

2,4lb



14,2x14,2x12,2 in

3,4lb



Certifications:



LAMPSHADE

Painted stainless steel

One color to choose



Stainless steel

CANOPY

Steel gloss nickel-plated

120V: Ø 4,7in

CABLE

Transparent or black

Standard: 78,7 in

Length customizable^



Coral Cay ref. COCY04-LD

LED / DIMMABLE

LAMPSHADE

Painted stainless steel

One color to choose



Stainless steel

Bottom diffuser

CANOPY

Steel gloss nickel-plated

120V: Ø 4,7in

CABLE

Transparent or black

Standard: 78,7 in

Length customizable

LIGHT SOURCE BUILT-IN

100-277V - 60Hz

● 17W 2700K 1645lm built-in
upon request 3000K 1776lm

Dimming system PHASE CONTROL 0-10V
[only 120Vac TRIAC Dimmers]

NET WEIGHT

2,9lb



14,2x14,2x12,2 in

4,1lb



Certifications:



Coral Galaxea ref. COGA04



LAMPSHADE
Painted stainless steel

One color to choose



CUSTOM
COLOR

Stainless steel

CANOPY
Steel gloss nickel-plated

120V: Ø 4,7in

CABLE
Transparent or black

Standard: 78,7 in
Lenght customizable

RECOMMENDED BULBS

120V - 60Hz

E26 LED - Max. 1x12 W

NET WEIGHT

2,6lb



14,2x14,2x12,2 in

3,7lb



Certifications:



LED

Coral Galaxea ref. COGA04-LD LED / DIMMABLE



LAMPSHADE
Painted stainless steel

One color to choose



CUSTOM
COLOR

Stainless steel

Bottom diffuser

CANOPY
Steel gloss nickel-plated

120V: Ø 4,7in

CABLE
Transparent or black

Standard: 78,7 in
Lenght customizable

LIGHT SOURCE BUILT-IN

100-277V - 60Hz

17W 2700K 1645lm built-in
upon request 3000K 1776lm

Dimming system PHASE CONTROL 0-10V
(only 120Vac TRIAC Dimmers)

NET WEIGHT

4,2lb



14,2x14,2x12,2 in

5,9lb



Certifications:



Coral Reef ref. CORE04



LAMPSHADE
Painted stainless steel

One color to choose



CUSTOM
COLOR

Stainless steel

CANOPY
Steel gloss nickel-plated

120V: Ø 4,7in

CABLE
Transparent or black

Standard: 78,7 in
Lenght customizable

RECOMMENDED BULBS

120V - 60Hz

E26 LED - Max. 1x12 W

NET WEIGHT

3,5lb



25,5x12,6x9,1 in

4,8lb



Certifications:





LED

Coral Reef ref. CORE04-LD LED / DIMMABLE

LAMPSHADE
Painted stainless steel

One color to choose



CUSTOM COLOR

Stainless steel

Bottom diffuser

CANOPY
Steel gloss nickel-plated

120V: Ø 4,7in

CABLE
Transparent or black

Standard: 78,7 in
Lenght customizable

LIGHT SOURCE BUILT-IN

100-277V - 60Hz

● 17W 2700K 1645lm built-in
upon request 3000K 1776lm

Dimming system PHASE CONTROL & 0-10V
(only 120Vac TRIAC Dimmers)

NET WEIGHT

5,3lb



26x12,6x9,1 in

6,4lb



Certifications:



Coral Sea ref. COSE04

LAMPSHADE
Painted stainless steel

One color to choose



CUSTOM COLOR

Stainless steel

CANOPY
Steel gloss nickel-plated

120V: Ø 4,7in

CABLE
Transparent or black

Standard: 78,7 in
Lenght customizable

RECOMMENDED BULBS

120V - 60Hz

➔ E26 LED - Max. 1x12 W

NET WEIGHT

3,1lb



14,2x14,2x12,2 in

4,4lb



Certifications:



LED

Coral Sea ref. COSE04-LD LED / DIMMABLE

LAMPSHADE
Painted stainless steel

One color to choose



CUSTOM COLOR

Stainless steel

Bottom diffuser

CANOPY
Steel gloss nickel-plated

120V: Ø 4,7in

CABLE
Transparent or black

Standard: 78,7 in
Lenght customizable

LIGHT SOURCE BUILT-IN

100-277V - 60Hz

● 17W 2700K 1645lm built-in
upon request 3000K 1776lm

Dimming system PHASE CONTROL & 0-10V
(only 120Vac TRIAC Dimmers)

NET WEIGHT

4,2lb



17,3x17,3x15,7 in

5,5lb



Certifications:



Coral Seaurchin ref. COAU04



LAMPSHADE
Painted stainless steel

One color to choose



CUSTOM
COLOR

Stainless steel

CANOPY
Steel gloss nickel-plated

120V: Ø 4,7in

CABLE
Transparent or black

Standard: 78,7 in
Lenght customizable

RECOMMENDED BULBS

120V - 60Hz

E26 LED - Max. 1x12 W

NET WEIGHT

3,7lb



17,3x17,3x15,7 in

6,4lb



Certifications:



LED

Coral Seaurchin ref. COAU04-LD LED / DIMMABLE



LAMPSHADE
Painted stainless steel

One color to choose



CUSTOM
COLOR

Stainless steel

Bottom diffuser

CANOPY
Steel gloss nickel-plated

120V: Ø 4,7in

CABLE
Transparent or black

Standard: 78,7 in
Lenght customizable

LIGHT SOURCE BUILT-IN

100-277V - 60Hz

17W 2700K 1645lm built-in
upon request 3000K 1776lm

Dimming system PHASE CONTROL 0-10V
(only 120Vac TRIAC Dimmers)

NET WEIGHT

5,3lb



17,3x17,3x15,7 in

6,9lb



Certifications:



Coral Seaurchin ref. COAU04G



LAMPSHADE
Painted stainless steel

One color to choose



CUSTOM
COLOR

Stainless steel

CANOPY
Steel gloss nickel-plated

120V: Ø 4,7in

CABLE
Transparent or black

Standard: 78,7 in
Lenght customizable

RECOMMENDED BULBS

120V - 60Hz

E26 LED - Max. 4x12 W

NET WEIGHT

9,9lb



28x28x17 in

15,9lb



Certifications:





LED

Coral Seaurchin ref. COAU04G-LD LED / DIMMABLE

LAMPSHADE	CANOPY	LIGHT SOURCE BUILT-IN	NET WEIGHT
Painted stainless steel	Steel gloss nickel-plated	100-277V - 60Hz	9,9lb
One color to choose	120V: Ø 4,7in	● 35W 2700K 3938lm built-in upon request 3000K 4086lm	28x28x17 in
 CUSTOM COLOR	CABLE Transparent or black	Dimming system 0-10V	17,6lb
Stainless steel	Standard: 78,7 in Length customizable		Certifications:
Bottom diffuser			

Curvas ref. CV04-1



LAMPSHADE	CANOPY	RECOMMENDED BULBS	NET WEIGHT
Glass	Steel gloss nickel-plated	120V - 60Hz	1,5lb
One color to choose	120V: Ø 4,7in	E12 LED - Max. 1x7 W	8,3x8,3x8,7 in
	CABLE Transparent or black		3,7lb
	Standard: 78,7 in Length customizable	Certifications: 	

Curvas ref. CV04




LAMPSHADE	CANOPY	RECOMMENDED BULBS	NET WEIGHT
Glass	Steel gloss nickel-plated	120V - 60Hz	4,6lb
One color to choose	120V: Ø 4,7in	E26 LED - Max. 1x8 W	17,3x17,3x15,7 in
	CABLE Transparent or black		9,7lb
Bottom diffuser	Standard: 78,7 in Length customizable	Certifications: 	

Curvas ref. CVO4G



LAMPSHADE
Glass

One color to choose



Top and bottom diffuser

CANOPY
Steel gloss nickel-plated

120V: Ø 4,7in

CABLE
Transparent or black

Standard: 78,7 in
Lenght customizable

RECOMMENDED BULBS

120V - 60Hz

E26 LED - Max. 4x12 W

NET WEIGHT

12,3lb

23,6x31,5x17,7 in
27,3lb



Certifications:

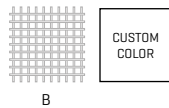


Fluo ref. FL04



LAMPSHADE
Galvanized painted steel

One color: white



CANOPY
Steel gloss nickel-plated
and Stainless steel

120V: Ø 4,7in

CABLE
Transparent or black

Standard: 78,7 in
Lenght customizable

RECOMMENDED BULBS

120V - 60Hz

E26 LED - Max. 1x12 W

NET WEIGHT

7,3lb

29,9x31,9x30,7 in
21,6lb



Certifications:



Gea ref. GE04



LAMPSHADE
Painted stainless steel

One color to choose



CANOPY
Steel gloss nickel-plated

120V: Ø 4,7in

CABLE
Transparent or black

Standard: 78,7 in
Lenght customizable

RECOMMENDED BULBS

120V - 60Hz

E26 LED - Max. 1x12 W

NET WEIGHT

2,4lb

25,9x12,6x9,1 in
4,4lb



Certifications:





Gea ref. GEO4-LD

LED / DIMMABLE

LAMPSHADE

Painted stainless steel

CANOPY

Steel gloss nickel-plated

LIGHT SOURCE BUILT-IN

100-277V - 60Hz

● 17W 2700K 1645lm built-in
upon request 3000K 1776lm

Dimming system PHASE CONTROL & 0-10V
(only 120Vac TRIAC Dimmers)

NET WEIGHT

4,2lb



25,9x12,6x9,1 in

5,8lb



Certifications:



One color to choose



BL BE G T

CUSTOM
COLOR

Bottom diffuser

CABLE

Transparent or black

Standard: 78,7 in

Length customizable

Inn ref. IN04-Mini

LAMPSHADE

Painted stainless steel

CANOPY

Steel painted in matt black

RECOMMENDED BULBS

120V - 60Hz

● E12 LED - Max. 1x12 W

NET WEIGHT

1,5lb



14,2x14,2x12,2 in


2,2lb



Certifications:



One color to choose



BL BE G T

CUSTOM
COLOR

Steel painted in black

CABLE

Black

Standard: 78,7 in

Length customizable

Inn ref. IN04

LAMPSHADE

Painted stainless steel

CANOPY

Steel painted in matt black

RECOMMENDED BULBS

120V - 60Hz

● E26 LED - Max. 1x12 W

NET WEIGHT

2,6lb



17,3x17,3x15,7 in


6,2lb



Certifications:



One color to choose



BL BE G T

CUSTOM
COLOR

Steel painted in black

120V: Ø 4,7in

CABLE

Black

Standard: 78,7 in

Length customizable



Lea ref. LA04-Mini

LAMPSHADE
Painted stainless steel

CANOPY
Steel gloss nickel-plated

RECOMMENDED BULBS
120V - 60Hz


NET WEIGHT
1,8lb

One color to choose

120V: Ø 4,7in

E12 LED - Max. 1x12 W

14,2x14,2x12,2 in



CABLE
Transparent or black

2,6lb

Stainless steel

Standard: 78,7 in
Lenght customizable



Certifications:



LED Lea ref. LA04-Mini-LD

LAMPSHADE
Painted stainless steel

CANOPY
Steel gloss nickel-plated

LIGHT SOURCE BUILT-IN
100-277V - 60Hz

NET WEIGHT
2,2lb

One color to choose

120V: Ø 4,7in

8W 2700K 960lm built-in
upon request 3000K 1067lm

14,2x14,2x12,2 in



CABLE
Transparent or black

3,1lb

Stainless steel

Standard: 78,7 in
Lenght customizable



Certifications:



Lea ref. LA04

LAMPSHADE
Painted stainless steel

CANOPY
Steel gloss nickel-plated

RECOMMENDED BULBS
120V - 60Hz

NET WEIGHT
2,2lb

One color to choose

120V: Ø 4,7in

E26 LED - Max. 1x12 W

14,2x14,2x12,2 in



CABLE
Transparent or black

4,2lb

Stainless steel

Standard: 78,7 in
Lenght customizable



Certifications:






Lea ref. LA04-LD



LAMPSHADE
Painted stainless steel

One color to choose



Stainless steel

CANOPY
Steel gloss nickel-plated

120V: Ø 4,7in

CABLE
Transparent or black

Standard: 78,7 in
Lenght customizable

LIGHT SOURCE BUILT-IN

100-277V - 60Hz

● 12W 2700K 1151lm built-in
upon request 3000K 1243lm

Dimming system PHASE CONTROL & 0-10V
(only 120Vac TRIAC Dimmers)

NET WEIGHT

3,3lb



14,2x14,2x12,2 in

5,3lb



Certifications:




Lea ref. LA04G



LAMPSHADE
Painted stainless steel

One color to choose



Stainless steel

CANOPY
Steel gloss nickel-plated

120V: Ø 4,7in

CABLE
Transparent or black

Standard: 78,7 in
Lenght customizable

RECOMMENDED BULBS

120V - 60Hz

● E26 LED - Max. 3x12 W

NET WEIGHT

4,6lb



18,5x18,5x24,8 in

5,3lb



Certifications:



Lea ref. LA04G-LD



LAMPSHADE
Painted stainless steel

One color to choose



Stainless steel

CANOPY
Steel gloss nickel-plated

120V: Ø 4,7in

CABLE
Transparent or black

Standard: 78,7 in
Lenght customizable

LIGHT SOURCE BUILT-IN

100-277V - 60Hz

● 17W 2700K 1645lm built-in
upon request 3000K 1776lm

Dimming system PHASE CONTROL & 0-10V
(only 120Vac TRIAC Dimmers)

NET WEIGHT

5,1lb



18,5x18,5x24,8 in

5,5lb



Certifications:



Luisa ref. LS04



LAMPSHADE
Painted stainless steel

One color to choose



CUSTOM
COLOR

Stainless steel

CANOPY
Steel gloss nickel-plated

120V: Ø 4,7in

CABLE
Transparent

Standard: 78,7 in
Lenght customizable

RECOMMENDED BULBS

120V - 60Hz

E26 LED - Max. 1x12 W

NET WEIGHT

3,5lb



17,3x17,3x15,7 in

6,6lb



Certifications:



LED Luisa ref. LS04-LD



LAMPSHADE
Painted stainless steel

One color to choose



CUSTOM
COLOR

Stainless steel

Bottom diffuser

CANOPY
Steel gloss nickel-plated

120V: Ø 4,7in

CABLE
Transparent

Standard: 78,7 in
Lenght customizable

LED / DIMMABLE

LIGHT SOURCE BUILT-IN

100-277V - 60Hz

17W 2700K 1645lm built-in
upon request 3000K 1776lm

Dimming system PHASE CONTROL & 0-10V
(only 120Vac TRIAC Dimmers)

NET WEIGHT

5,3lb



17,3x17,3x15,7 in

7,1lb



Certifications:



Luisa ref. LS04G



LAMPSHADE
Painted stainless steel

One color to choose



CUSTOM
COLOR

Stainless steel

CANOPY
Steel gloss nickel-plated

120V: Ø 4,7in

CABLE
Transparent

Standard: 78,7 in
Lenght customizable

RECOMMENDED BULBS

120V - 60Hz

E26 LED - Max. 1x12 W

NET WEIGHT

6lb



20x20x20,9 in

9lb



Certifications:





LED

Luisa ref. LS04G-LD

LED / DIMMABLE

LAMPSHADE

Painted stainless steel

CANOPY

Steel gloss nickel-plated

LIGHT SOURCE BUILT-IN

100-277V - 60Hz

NET WEIGHT

7,3lb

One color to choose

120V: Ø 4,7in

17W 2700K 1645lm built-in
upon request 3000K 1776lm



CUSTOM COLOR

Dimming system PHASE CONTROL & 0-10V
[only 120Vac TRIAC Dimmers]

20x20x20,9 in

CABLE

Transparent
Standard: 78,7 in
Length customizable


10,1lb

Stainless steel



Bottom diffuser

Certifications:
cULus



LED

Mytilus ref. MY04

LED / DIMMABLE

LAMPSHADE

Painted stainless steel

CANOPY

Steel painted in white

LIGHT SOURCE BUILT-IN

100-277V - 60Hz

NET WEIGHT

6,6lb

One color: white

120V: Ø 4,7in

8W 2700K 960lm built-in
upon request 3000K 1067lm



BL

Dimming system PHASE CONTROL & 0-10V
[only 120Vac TRIAC Dimmers]

23,6x23,6x8,7 in

CABLE

Transparent
Standard: 78,7 in
Length customizable

12,1lb


DIFFUSER

Glass sphere



*approximate measurements

Certifications:
cULus



LED

Mytilus ref. MY04G

LED / DIMMABLE

LAMPSHADE

Painted stainless steel

CANOPY

Steel painted in white

LIGHT SOURCE BUILT-IN

100-277V - 60Hz

NET WEIGHT

16,5lb

One color: white

120V: Ø 4,7in

8W 2700K 960lm built-in
upon request 3000K 1067lm



BL

Dimming system PHASE CONTROL & 0-10V
[only 120Vac TRIAC Dimmers]

32,3x38,2x11,8 in

CABLE

Transparent
Standard: 78,7 in
Length customizable

16,7lb

DIFFUSER

Glass sphere




*approximate measurements

Certifications:
cULus



LED **Nebra** ref. NB04



color picture: T [taupe]

LAMPSHADE
Painted stainless steel

One color to choose



Steel painted in black

DIFFUSER
Bottom & interior

CANOPY
Steel painted in black


120V: 11,8x4,7x0,8in

CABLE
Black

Standard Over all Height:
150cm | 59,1in
Lenght/largo customizable
120V: 200cm | 78,7in

LIGHT SOURCE BUILT-IN
120V - 60Hz
STRIP 20W 2700K 2173lm built-in:
directional light 1854lm
decorative light 319lm

NET WEIGHT
4,8lb
42,1x13,8x6,3 in
6,8lb




Nevo ref. NE04-1



LAMPSHADE
Painted stainless steel

One color to choose



Steel gloss nickel-plated and Stainless steel

CANOPY
Steel painted in white en

120V: Ø 4,7in

CABLE
Transparent
Standard: 78,7 in
Lenght customizable

RECOMMENDED BULBS
120V - 60Hz
E12 LED - Max. 2x7 W

NET WEIGHT
2,6lb
14,2x14,2x12,2 in
5lb




LED **Nevo** ref. NE04-1-LD



LAMPSHADE
Painted stainless steel

One color to choose



Stainless steel

Inside diffuser

CANOPY
Steel painted in white

120V: Ø 4,7in

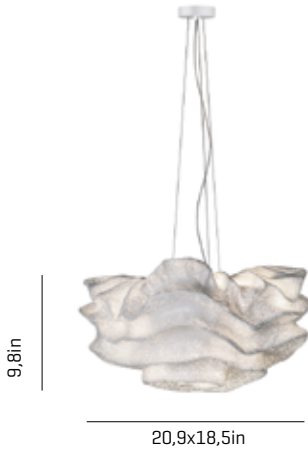
CABLE
Transparent
Standard: 78,7 in
Lenght customizable

LIGHT SOURCE BUILT-IN
100-277V - 60Hz
12W 2700K 1151 lm built-in
upon request 3000K 1243 lm
Dimming system PHASE CONTROL 0-10V
[only 120Vac TRIAC Dimmers]

NET WEIGHT
4,2lb
14,2x14,2x12,2 in
5,1lb



Nevo ref. NE04



LAMPSHADE
Painted stainless steel

One color to choose



CUSTOM
COLOR

Steel gloss nickel-plated
and Stainless steel

CANOPY
Steel painted in white

120V: Ø 4,7in

CABLE
Transparent
Standard: 78,7 in
Lenght customizable

RECOMMENDED BULBS

120V - 60Hz

E26 LED - Max. 3x8 W

NET WEIGHT

6,8lb



23,6x23,6x13 in

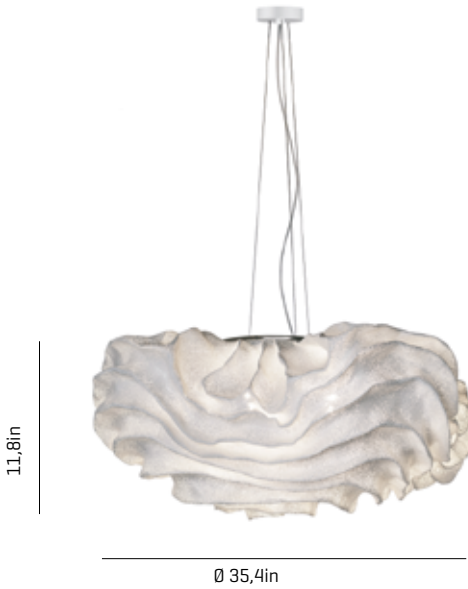
11lb



Certifications:



Nevo ref. NE04G



LAMPSHADE
Painted stainless steel

One color to choose



CUSTOM
COLOR

Steel gloss nickel-plated
and Stainless steel

CANOPY
Steel painted in white

120V: Ø 4,7in

CABLE
Transparent
Standard: 78,7 in
Lenght customizable

RECOMMENDED BULBS

120V - 60Hz

E26 LED - Max. 4x12 W

NET WEIGHT

12,3lb



33x33x15 in

20,7lb



Certifications:



Onn ref. ON04-Mini



LAMPSHADE
Painted stainless steel

One color to choose



CUSTOM
COLOR

Stainless steel

CANOPY
Steel gloss nickel-plated

120V: Ø 4,7in

CABLE
Transparent or black
Standard: 78,7 in
Lenght customizable

RECOMMENDED BULBS

120V - 60Hz

E12 LED - Max. 1x4 W

NET WEIGHT

0,9lb



8,3x8,3x8,7 in

2,2lb



Certifications:



*Minimum order 2 pieces



LED

Onn ref. ON04-Mini-LD

LAMPSHADE

Painted stainless steel

One color to choose



CUSTOM COLOR

Stainless steel

Bottom diffuser

*Minimum order 2 pieces

CANOPY

Steel gloss nickel-plated

120V: Ø 4,7in

CABLE

Transparent or black

Standard: 78,7 in

Length customizable

LIGHT SOURCE BUILT-IN

100-277V - 60Hz

8W 2700K 960lm built-in

upon request 3000K 1067lm

Dimming system PHASE CONTROL & 0-10V
[only 120Vac TRIAC Dimmers]

NET WEIGHT

2,2lb



8,3x8,3x8,7 in

3,6lb



Certifications:



Onn ref. ON04-1

LAMPSHADE

Painted stainless steel

One color to choose



CUSTOM COLOR

Stainless steel

CANOPY

Steel gloss nickel-plated

120V: Ø 4,7in

CABLE

Transparent or black

Standard: 78,7 in

Length customizable

RECOMMENDED BULBS

120V - 60Hz

E26 LED - Max. 1x12 W

NET WEIGHT

1,8lb



14,2x14,2x12,2 in

2,7lb



Certifications:



LED

Onn ref. ON04-1-LD

LAMPSHADE

Painted stainless steel

One color to choose



CUSTOM COLOR

Stainless steel

Bottom diffuser

CANOPY

Steel gloss nickel-plated

120V: Ø 4,7in

CABLE

Transparent or black

Standard: 78,7 in

Length customizable

LED / DIMMABLE

LIGHT SOURCE BUILT-IN

100-277V - 60Hz

8W 2700K 960lm built-in

upon request 3000K 1067lm

Dimming system PHASE CONTROL & 0-10V
[only 120Vac TRIAC Dimmers]

NET WEIGHT

2,2lb



14,2x14,2x12,2 in

3,6lb



Certifications:





Onn_{ref.} ON04

LAMPSHADE

Painted stainless steel

One color to choose



CUSTOM
COLOR

Stainless steel

CANOPY

Steel gloss nickel-plated

120V: Ø 4,7in

CABLE

Transparent or black

Standard: 78,7 in

Lenght customizable

RECOMMENDED BULBS

120V - 60Hz

E26 LED - Max. 1x12 W

NET WEIGHT

3,1lb



17,3x17,3x15,7 in

6,6lb



Certifications:



LED

Onn_{ref.} ON04-LD

LAMPSHADE

Painted stainless steel

One color to choose



CUSTOM
COLOR

Stainless steel

Bottom diffuser

CANOPY

Steel gloss nickel-plated

120V: Ø 4,7in

CABLE

Transparent or black

Standard: 78,7 in

Lenght customizable

LED / DIMMABLE

LIGHT SOURCE BUILT-IN

100-277V - 60Hz

17W 2700K 1645lm built-in
upon request 3000K 1776lm

Dimming system PHASE CONTROL & 0-10V
(only 120Vac TRIAC Dimmers)

NET WEIGHT

4,4lb



17,3x17,3x15,7 in

8,4lb



Certifications:



Onn_{ref.} ON04G

LAMPSHADE

Painted stainless steel

One color to choose



CUSTOM
COLOR

Stainless steel

CANOPY

Steel gloss nickel-plated

120V: Ø 4,7in

CABLE

Transparent or black

Standard: 78,7 in

Lenght customizable

RECOMMENDED BULBS

120V - 60Hz

E26 LED - Max. 3x12 W

NET WEIGHT

5,1lb



20x20x20,9 in

10,6lb



Certifications:





Onn ref. ON04G-LD

LED / DIMMABLE

LAMPSHADE

Painted stainless steel

CANOPY

Steel gloss nickel-plated

LIGHT SOURCE BUILT-IN

100-277V - 60Hz

17W 2700K 1645lm built-in
upon request 3000K 1776lm

NET WEIGHT

7,5lb

One color to choose



CUSTOM COLOR

120V: Ø 4,7in

Dimming system PHASE CONTROL & 0-10V
(only 120Vac TRIAC Dimmers)



20x20x20,9 in

CABLE

Transparent or black



Standard: 78,7 in

Lenght customizable

Stainless steel

Certifications:



Bottom diffuser



Parga 1 ref. PA104

LED / DIMMABLE

LAMPSHADE

Stone

CANOPY

Steel painted in matt black

LIGHT SOURCE BUILT-IN

100-277V - 60Hz

8W 2700K 960lm built-in
upon request 3000K 1067lm

NET WEIGHT

4,4lb

Natural color

120V: Ø 4,7in

Dimming system PHASE CONTROL & 0-10V
(only 120Vac TRIAC Dimmers)



14,2x10,2x7,5 in

Painted Stainless steel

CABLE

Black

5,1lb

Bottom diffuser

Standard: 78,7 in

Lenght customizable



Certifications:



Parga 2 ref. PA204

LED / DIMMABLE

LAMPSHADE

Stone

CANOPY

Steel painted in matt black

LIGHT SOURCE BUILT-IN

100-277V - 60Hz

8W 2700K 960lm built-in
upon request 3000K 1067lm

NET WEIGHT

4,8lb

Natural color

120V: Ø 4,7in

Dimming system PHASE CONTROL & 0-10V
(only 120Vac TRIAC Dimmers)



7,9x7,9x13,4 in

Painted Stainless steel

CABLE

Black

5,5lb


Bottom diffuser

Standard: 78,7 in

Lenght customizable




Certifications:





Parga 3 ref. PA304

LED / DIMMABLE



LAMPSHADE
Stone

CANOPY
Steel painted in matt black

LIGHT SOURCE BUILT-IN
100-277V - 60Hz

NET WEIGHT
5,7lb

Natural color

8W 2700K 960lm built-in
upon request 3000K 1067lm

7,9x7,9x13,4 in

Painted Stainless steel

120V: Ø 4,7in

CABLE
Black



Bottom diffuser

Standard: 78,7 in
Lenght customizable

Certifications:



Pili ref. PL04-Mini



LAMPSHADE
Painted stainless steel thread

CANOPY
Steel gloss nickel-plated

RECOMMENDED BULBS
120V - 60Hz

NET WEIGHT
1,8lb

One color: white

E26 LED - Max. 1x12 W

14,2x14,2x11,8 in



120V: Ø 4,7in

CABLE
Transparent

3,3lb



Standard: 78,7 in
Lenght customizable

Certifications:



Pili ref. PL04



LAMPSHADE
Painted stainless steel thread

CANOPY
Steel gloss nickel-plated

RECOMMENDED BULBS
120V - 60Hz

NET WEIGHT
1,8lb

One color: white

E26 LED - Max. 1x12 W

17,3x17,3x15,7 in



120V: Ø 4,7in

CABLE
Transparent

5,5lb



Standard: 78,7 in
Lenght customizable

Certifications:



Tati ref. TA04-1



LAMPSHADE
Painted stainless steel

One color to choose



CUSTOM
COLOR

Steel gloss nickel-plated
and Stainless steel

CANOPY
Steel painted in white

120V: Ø 4,7in

RECOMMENDED BULBS

120V - 60Hz

E26 LED - Max. 1x8 W

NET WEIGHT

4,4lb



22x18x14,6 in

6,6lb



Certifications:




LED Tati ref. TA04-1-LD



LAMPSHADE
Painted stainless steel

One color to choose



CUSTOM
COLOR

Steel gloss nickel-plated
and Stainless steel

CANOPY
Steel painted in white

120V: Ø 4,7in

LIGHT SOURCE BUILT-IN

100-277V - 60Hz

17W 2700K 1645lm built-in
upon request 3000K 1776lm

Dimming system PHASE CONTROL & 0-10V
[only 120Vac TRIAC Dimmers]

NET WEIGHT

4,8lb



22x18x14,6 in

7,1lb



Certifications:



Tati ref. TA04



LAMPSHADE
Painted stainless steel

One color to choose



CUSTOM
COLOR

Steel gloss nickel-plated
and Stainless steel

CANOPY
Steel painted in white

120V: Ø 4,7in

RECOMMENDED BULBS

120V - 60Hz

E26 LED - Max. 3x12 W

NET WEIGHT

6,8lb



23,6x23,6x13 in

8,8lb



Certifications:






Tati ref. TA04G

LAMPSHADE
Painted stainless steel

One color to choose



CUSTOM
COLOR

Steel gloss nickel-plated and Stainless steel

CANOPY
Steel painted in white
120V: Ø 4,7in

CABLE
Transparent or black
Standard: 78,7 in
Length customizable


RECOMMENDED BULBS
120V - 60Hz
E26 LED - Max. 4x12 W

NET WEIGHT
9,5lb

33,1x33,1x15 in
22,5lb

Certifications:
cULus

NOM



Tempo Andante ref. TEAN04

LAMPSHADE
Painted stainless steel

One color to choose



CUSTOM
COLOR

CANOPY
Steel gloss nickel-plated
120V: Ø 4,7in

CABLE
Transparent or black
Standard: 78,7 in
Length customizable

RECOMMENDED BULBS
120V - 60Hz
E26 LED - Max. 1x12 W

NET WEIGHT
3,5lb

25,6x12,6x9,1 in
4lb

Certifications:
cULus

NOM

LED Tempo Andante ref. TEAN04-LD LED / DIMMABLE

LAMPSHADE
Painted stainless steel

One color to choose



CUSTOM
COLOR

Bottom diffuser

CANOPY
Steel gloss nickel-plated
120V: Ø 4,7in

CABLE
Transparent or black
Standard: 78,7 in
Length customizable


LIGHT SOURCE BUILT-IN
100-277V - 60Hz
17W 2700K 1645lm built-in
upon request 3000K 1776lm
Dimming system PHASE CONTROL 0-10V
[only 120Vac TRIAC Dimmers]

NET WEIGHT
4,6lb

25,6x12,6x9,1 in
5,5lb

Certifications:
cULus

NOM



Tempo Vivace ref. TEVI04



LAMPSHADE
Painted stainless steel

CANOPY
Steel gloss nickel-plated

RECOMMENDED BULBS
120V - 60Hz

NET WEIGHT

120V: Ø 4,7in

E26 LED - Max. 1x12 W

3,5lb

One color to choose



CABLE
Transparent or black



17,3x17,3x15,7 in

CUSTOM
COLOR

Standard: 78,7 in
Lenght customizable

4,8lb



Certifications:



LED

Tempo Vivace ref. TEVI04-LD LED / DIMMABLE



LAMPSHADE
Painted stainless steel

CANOPY
Steel gloss nickel-plated

LIGHT SOURCE BUILT-IN
100-277V - 60Hz

NET WEIGHT

120V: Ø 4,7in

17W 2700K 1645lm built-in
upon request 3000K 1776lm

4,6lb

One color to choose



CABLE
Transparent or black



17,3x17,3x15,7 in

CUSTOM
COLOR

Standard: 78,7 in
Lenght customizable

6,6lb



Bottom diffuser

Certifications:



Ura 1 ref. UR104



LAMPSHADE
Painted stainless steel

CANOPY
Steel gloss nickel-plated

RECOMMENDED BULBS
120V - 60Hz

NET WEIGHT

120V: Ø 4,7in

E26 LED - Max. 1x12 W

4lb

One color to choose



CABLE
Transparent or black



23,6x23,6x13 in

CUSTOM
COLOR

Standard: 78,7 in
Lenght customizable

9,2lb



Stainless steel

Certifications:





Ura 1 ref. UR104-LD

LED / DIMMABLE

LAMPSHADE

Painted stainless steel

One color to choose



Stainless steel

Bottom diffuser

CANOPY

Steel gloss nickel-plated

120V: Ø 4,7in

CABLE

Transparent or black

Standard: 78,7 in

Lenght customizable

LIGHT SOURCE BUILT-IN

100-277V - 60Hz

● 17W 2700K 1645lm built-in
upon request 3000K 1776lm

Dimming system PHASE CONTROL & 0-10V
(only 120Vac TRIAC Dimmers)

NET WEIGHT

5,1lb



23,6x23,6x13 in

10,4lb



Certifications:



Ura 2 ref. UR204

LAMPSHADE

Painted stainless steel

One color to choose



Stainless steel

CANOPY

Steel gloss nickel-plated

120V: Ø 4,7in

CABLE

Transparent or black

Standard: 78,7 in

Lenght customizable

RECOMMENDED BULBS

120V - 60Hz

⚡ E26 LED - Max. 1x12 W

NET WEIGHT

2,4lb



18,1x9,4x10,2 in

3,5lb



Certifications:



Ura 2 ref. UR204-LD

LED / DIMMABLE

LAMPSHADE

Painted stainless steel

One color to choose



Stainless steel

Bottom diffuser

CANOPY

Steel gloss nickel-plated

120V: Ø 4,7in

CABLE

Transparent or black

Standard: 78,7 in

Lenght customizable

LIGHT SOURCE BUILT-IN

100-277V - 60Hz

● 17W 2700K 1645lm built-in
upon request 3000K 1776lm

Dimming system PHASE CONTROL & 0-10V
(only 120Vac TRIAC Dimmers)

NET WEIGHT

3,7lb



18,1x9,4x10,2 in

4,6lb



Certifications:



Ura 3 ref. UR304



LAMPSHADE

Painted stainless steel

One color to choose



CUSTOM
COLOR

Stainless steel

CANOPY

Steel gloss nickel-plated

120V: Ø 4,7in

CABLE

Transparent or black

Standard: 78,7 in

Lenght customizable

RECOMMENDED BULBS

120V - 60Hz

E26 LED - Max. 1x12 W

NET WEIGHT

2,9lb



14,2x14,2x12,2 in

3,5lb



Certifications:



Ura 3 ref. UR304-LD

LED / DIMMABLE



LAMPSHADE

Painted stainless steel

One color to choose



CUSTOM
COLOR

Stainless steel

Bottom diffuser

CANOPY

Steel gloss nickel-plated

120V: Ø 4,7in

CABLE

Transparent or black

Standard: 78,7 in

Lenght customizable

LIGHT SOURCE BUILT-IN

100-277V - 60Hz

17W 2700K 1645lm built-in
upon request 3000K 1776lm

Dimming system PHASE CONTROL 0-10V
(only 120Vac TRIAC Dimmers)

NET WEIGHT

4lb



14,2x14,2x12,2 in

4,4lb



Certifications:



Virginia ref. VG04A



LAMPSHADE

Painted stainless steel

One color to choose



CUSTOM
COLOR

Stainless steel

CANOPY

Steel gloss nickel-plated

120V: Ø 4,7in

CABLE

Transparent or black

Standard: 78,7 in

Lenght customizable

RECOMMENDED BULBS

120V - 60Hz

E26 LED - Max. 1x12 W

NET WEIGHT

7,7lb



20,7x20,7x20,9 in

9,3lb



Certifications:





Virginia^{ref.} VG04A-LD

LED / DIMMABLE

LAMPSHADE

Painted stainless steel

One color to choose



CUSTOM COLOR

Stainless steel

CANOPY

Steel gloss nickel-plated

120V: Ø 4,7in

CABLE

Transparent or black

Standard: 78,7 in

Length customizable

LIGHT SOURCE BUILT-IN

100-277V - 60Hz

17W 2700K 1645lm built-in
upon request 3000K 1776lm

Dimming system PHASE CONTROL & 0-10V
(only 120Vac TRIAC Dimmers)

NET WEIGHT

8,4lb



20,7x20,7x20,9 in

9,9lb



Certifications:



Virginia^{ref.} VG04B

LAMPSHADE

Painted stainless steel

One color to choose



CUSTOM COLOR

Stainless steel

CANOPY

Steel gloss nickel-plated

120V: Ø 4,7in

CABLE

Transparent or black

Standard: 78,7 in

Length customizable

RECOMMENDED BULBS

120V - 60Hz

E26 LED - Max. 1x12 W

NET WEIGHT

6,6lb



17,3x17,3x15,7 in

8,2lb



Certifications:



Virginia^{ref.} VG04B-LD

LED / DIMMABLE

LAMPSHADE

Painted stainless steel

One color to choose



CUSTOM COLOR

Stainless steel

Bottom diffuser

CANOPY

Steel gloss nickel-plated

120V: Ø 4,7in

CABLE

Transparent or black

Standard: 78,7 in

Length customizable

LIGHT SOURCE BUILT-IN

100-277V - 60Hz

17W 2700K 1645lm built-in
upon request 3000K 1776lm

Dimming system PHASE CONTROL & 0-10V
(only 120Vac TRIAC Dimmers)

NET WEIGHT

7,3lb



17,3x17,3x15,7 in

8,8lb



Certifications:

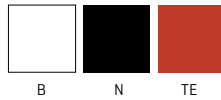


V ref. VV04



LAMPSHADE
Polycarbonate

One color to choose



CUSTOM
COLOR

Glass diffuser

CANOPY
Steel painted in
white / black

120V: Ø 4,7in

CABLE
Transparent or black

Standard: 78,7 in
Lenght customizable

RECOMMENDED BULBS

120V - 60Hz

E26 LED - Max. 1x8 W

NET WEIGHT

12lb

33x33x15 in

21,2lb



Certifications:

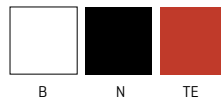


V ref. VV04G



LAMPSHADE
Polycarbonate

One color to choose



CUSTOM
COLOR

Acrylic diffuser

CANOPY
Steel painted in
white / black

120V: Ø 4,7in

CABLE
Transparent or black

Standard: 78,7 in
Lenght customizable

RECOMMENDED BULBS

120V - 60Hz

E26 LED - Max. 4x8 W

NET WEIGHT

26,5lb

43,3x43,3x13 in

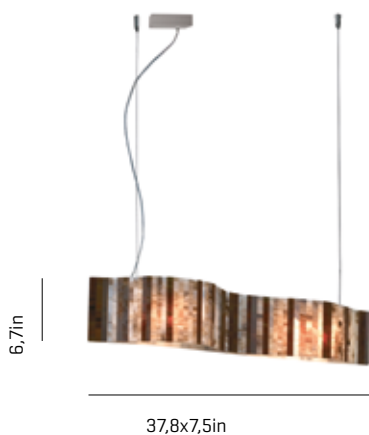
33lb



Certifications:




LED Vento ref. VN04-LD



LAMPSHADE
Glass

One color to choose



Color combination
 ref. 95
only available in
color combination

Bottom diffuser

CANOPY
Stainless steel

120V: 5,1x4,3in

CABLE
Transparent or black

Standard: 78,7 in
Lenght customizable

LED / DIMMABLE

LIGHT SOURCE BUILT-IN

100-277V - 60Hz

20W 2700K 2637lm built-in
upon request 3000K 2721lm

Dimming system PHASE CONTROL & 0-10V
(only 120Vac TRIAC Dimmers)

NET WEIGHT

12,3lb

12,2x43,7x10,2 in

21,6lb



Certifications:



Woods ref. WDO4



LAMPSHADE
Birch




Glass diffuser

CANOPY
Painted steel
120V: Ø 23,6in

CABLE
Transparent

RECOMMENDED BULBS

120V - 60Hz

 E26 LED - Max. 1x12 W

NET WEIGHT

31,5lb



23,6x23,6x13 in

37,7lb

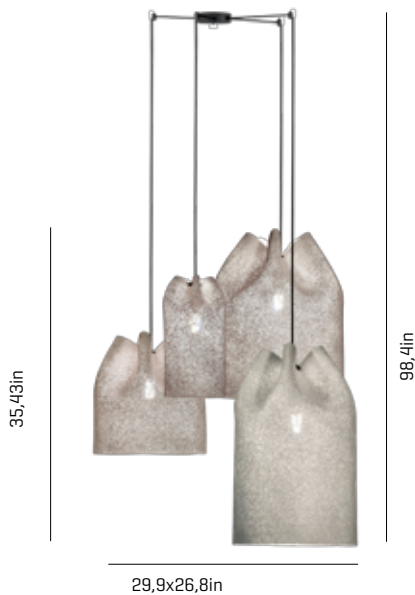


Certifications:



*Height is not adjustable on site

COMPOSITIONS



Agasallo ref. AG04-4-P

LAMPSHADE

Painted stainless steel

One color to choose



CUSTOM COLOR

Color combinations upon request

Stainless steel

ref. 1xAG104, 1xAG204,
1xAG304, 1xAG404

CANOPY

Steel painted in black matt

120V: Ø 4,7in

4 x REF. PIEZA002
Finish black matt

CABLE

Black

Lenght/largo customizable

RECOMMENDED BULBS

120V - 60Hz

E26 LED - Max. 4x12 W

NET WEIGHT

9,9lb

18,1x9,4x9,8 in

17,3x17,3x15,7 in


18,5x18,5x24,8 in

20x20x20,9 in

23,4lb



Certifications:




Ballet ref. BA04-3

LAMPSHADE

Painted stainless steel

One color to choose



CUSTOM COLOR

Color combinations upon request

Stainless steel

ref. 1xBAPI04, 1xBARE04,
1xBALA04

CANOPY

DIBOND®

120V: Ø 23,6in

CABLE

Transparent or black

Lenght/largo customizable

RECOMMENDED BULBS

120V - 60Hz

E26 LED - Max. 3x12 W

NET WEIGHT


12,6lb

23,6x31,5x46,5 in

30,2lb



Certifications:




Ballet ref. BA04-3-P

LAMPSHADE

Painted stainless steel

One color to choose



CUSTOM COLOR

Color combinations upon request

Stainless steel

ref. 1xBAPI04, 1xBARE04,
1xBALA04

CANOPY

Steel gloss nickel-plated

120V: Ø 4,7in

3 x REF. PIEZA002
Finish nickel-plated

CABLE

Transparent or black

Lenght/largo customizable

RECOMMENDED BULBS

120V - 60Hz

E26 LED - Max. 3x12 W

NET WEIGHT

7,7lb

23,6x23,6x13 in

17,3x17,3x15,7 in

17,3x17,3x15,7 in

17,2lb



Certifications:






Coral ref. C004-3

LAMPSHADE
Painted stainless steel

One color to choose



CUSTOM COLOR

Color combinations upon request

Stainless steel

ref. 1xCOAU04, 1xCOSE04,
1xCOGA04

CANOPY
DIBOND®

120V: Ø 23,6in

RECOMMENDED BULBS

120V - 60Hz

E26 LED - Max. 3x12 W

NET WEIGHT

15,2lb



23,6x31,5x33,8 in

26,5lb




Certifications:



Coral ref. C004-3-P

LAMPSHADE
Painted stainless steel

One color to choose



CUSTOM COLOR

Color combinations upon request

Stainless steel

ref. 1xCOAU04, 1xCOSE04,
1xCOGA04

CANOPY
Steel gloss nickel-plated

120V: Ø 4,7in

RECOMMENDED BULBS

120V - 60Hz

E26 LED - Max. 3x12 W

NET WEIGHT

8,9lb



17,3x17,3x15,7 in



17,3x17,3x15,7 in



14,2x14,2x11,8 in

13,6lb



Certifications:



Coral ref. C004-5

LAMPSHADE
Painted stainless steel

One color to choose



CUSTOM COLOR

Color combinations upon request

Stainless steel

ref. 1xCOAU04, 1xCOCY04,
1xCOSE04, 1xCOGA04,
1xCORE04

CANOPY
DIBOND®

120V: Ø 23,6in

RECOMMENDED BULBS

120V - 60Hz

E26 LED - Max. 5x12 W

NET WEIGHT

21,2lb



23,6x31,5x46,5 in

38,6lb



HD Product Design
Competition
2013

Certifications:





Coral ref. C004-5-P

LAMPSHADE

Painted stainless steel

One color to choose



CUSTOM COLOR

Color combinations upon request

Stainless steel

ref. 1xC0AU04, 1xC0CY04,
1xC0SE04, 1xC0GA04,
1xC0RE04

CANOPY

Steel gloss nickel-plated

120V: Ø 4,7in

5 x REF. PIEZA002
Finish nickel-plated

CABLE

Transparent or black

Lenght/largo customizable

RECOMMENDED BULBS

120V - 60Hz

E26 LED - Max. 5x12 W



NET WEIGHT

16,3lb

17,3x17,3x15,7 in

17,3x17,3x15,7 in

14,2x14,2x11,8 in

14,2x14,2x11,8 in

26x12,6x9,1 in

22lb



Certifications:



Coral ref. C004-10

LAMPSHADE

Painted stainless steel

One color to choose



CUSTOM COLOR

Color combinations upon request

Stainless steel

ref. 2xC0AU04, 1xC0CY04,
2xC0SE04, 2xC0GA04,
2xC0RE04, 1xC0AU04G

CANOPY

DIBOND®

120V: Ø 47,2in

CABLE

Transparent or black

Lenght/largo customizable

RECOMMENDED BULBS

120V - 60Hz

E26 LED - Max. 10x12 W

NET WEIGHT

77,8lb

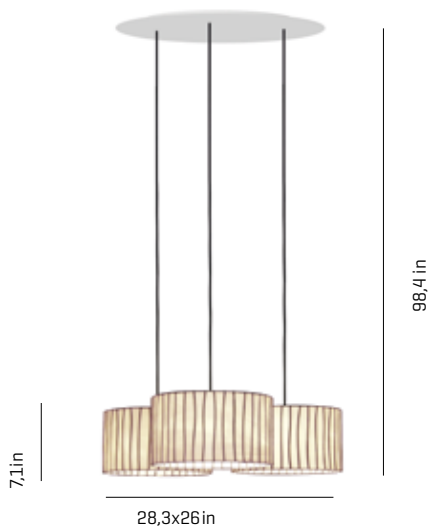


31,5x49,2x54,3 in

123,5lb



Certifications:




Curvas ref. CVO4C-3

LAMPSHADE

Glass

One color to choose



Bottom diffuser

ref. 3xCV04
*pictured color: 02

CANOPY

DIBOND®

120V: Ø 23,6in

CABLE

Transparent or black

Lenght/largo customizable

RECOMMENDED BULBS

120V - 60Hz

E26 LED - Max. 3x12 W

NET WEIGHT

17,6lb



23,6x31,5x37,4 in

35lb



Certifications:




Curvas ref. CV04-7



LAMPSHADE
Glass

One color to choose



Bottom diffuser

ref. 7xCV04
*pictured color: 02

CANOPY
DIBOND®

120V: Ø 39,4in

RECOMMENDED BULBS

120V - 60Hz

E26 LED - Max. 7x12 W

NET WEIGHT

39,7lb



31,5x47,2x49,2 in

77lb



Certifications:

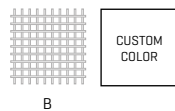


Fluo ref. FL04-4



LAMPSHADE
Galvanized painted steel

One color: white



ref. 4xFL04

CANOPY
Stainless steel

120V: Ø14cm | h3,9in

RECOMMENDED BULBS

120V - 60Hz

E26 LED - Max. 4x12 W

NET WEIGHT

25lb



30,3x32,3x54,7 in

48,5lb



30,3x32,3x54,7 in


44,1lb



Certifications:

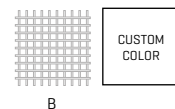


Fluo ref. FL04-16



LAMPSHADE
Galvanized painted steel

One color: white



ref. 16xFL04

CANOPY
Stainless steel

120V: Ø5,51in | h5,5in

RECOMMENDED BULBS

120V - 60Hz

E26 LED - Max. 16x12 W

NET WEIGHT

125,6lb



30,3x32,3x78,7 in



31,5x47,2x78,7 in



30,3x32,3x30,3 in

297lb



Certifications:



11,8in



53,5x55,1in

LED

Mytilus ref. MY04-3

LAMPSHADE

Painted stainless steel

One color: white



BL

DIFFUSER

Glass sphere

ref. 3xMY04G

*approximate measurements

CANOPY

Steel gloss nickel-plated

120V: Ø 5,9(4,7)in

CABLE

Transparent

Lenght/largo customizable

LIGHT SOURCE BUILT-IN

100-277V - 60Hz

25W 3000K 3201lm built-in
upon request 2700K 2880lm

Dimming system PHASE CONTROL & 0-10V
[only 120Vac TRIAC Dimmers]

NET WEIGHT

56,2lb



35,4x38,2x41,3 in

61,7lb



Certifications:



98,4in

45,3in




35,4x35,4in

Nevo ref. NE04-6

LAMPSHADE

Painted stainless steel

One color to choose



BL

BE

G

T



Color combinations upon request

Steel gloss nickel-plated
and Stainless steel

ref. 3xNE06P, 3xNE04-1

CANOPY

DIBOND®

120V: Ø 23,6in

CABLE

Transparent

Lenght/largo customizable

RECOMMENDED BULBS

120V - 60Hz

E12 LED - Max. 9x7 W

NET WEIGHT

20,7lb



23,6x31,5x41,2 in

40lb



Certifications:



98,4in

55,1in




49,2x49,2in

Nevo ref. NE04-11

LAMPSHADE

Painted stainless steel

One color to choose



BL

BE

G

T



Color combinations upon request

Steel gloss nickel-plated
and Stainless steel

ref. 4xNE06P, 7xNE04-1

CANOPY

DIBOND®

120V: Ø 47,2in

CABLE

Transparent

Lenght/largo customizable

RECOMMENDED BULBS

120V - 60Hz

E12 LED - Max. 18x7 W

NET WEIGHT

22lb



31,5x49,2x53,1 in

116,8lb



Certifications:



98,4in

Tati ref. TA04-3



LAMPSHADE
Painted stainless steel

One color to choose



CUSTOM
COLOR

Color combinations upon request

Steel gloss nickel-plated
and Stainless steel

ref. 3xTA06G

CANOPY
DIBOND®

120V: Ø 23,6in

CABLE
Transparent

Lenght/largo customizable

RECOMMENDED BULBS

120V - 60Hz

E12 LED - Max. 6x7 W

NET WEIGHT

13,2lb



23,6x31,5x32,3 in

41,9lb



Certifications:



Tati ref. TA04-5



LAMPSHADE
Painted stainless steel

One color to choose



CUSTOM
COLOR

Color combinations upon request

Steel gloss nickel-plated
and Stainless steel

ref. 3xTA06G, 2xTA06P

CANOPY
DIBOND®

120V: Ø 23,6in

CABLE
Transparent

Lenght/largo customizable

RECOMMENDED BULBS

120V - 60Hz

E12 LED - Max. 8x7 W

NET WEIGHT

19,6lb



23,6x31,5x32,3 in


55,1lb



Certifications:




Tati ref. TA04-10



LAMPSHADE
Painted stainless steel

One color to choose



CUSTOM
COLOR

Color combinations upon request

Steel gloss nickel-plated
and Stainless steel

ref. 6xTA06G, 4xTA06P

CANOPY
DIBOND®

120V: Ø 47,2in

CABLE
Transparent

Lenght/largo customizable

RECOMMENDED BULBS

120V - 60Hz

E12 LED - Max. 16x7 W

NET WEIGHT

41,9lb



31,5x49,2x53,1 in

121,3lb



Certifications:



Ura ref. UR04-3



LAMPSHADE
Painted stainless steel

One color to choose



CUSTOM
COLOR

Color combinations upon request

Stainless steel

ref. 1xUR104, 1xUR204, 1xUR304


CANOPY
DIBOND®
120V: Ø 23,6in

CABLE
Transparent or black

Length/largo customizable

RECOMMENDED BULBS

120V - 60Hz

 E26 LED - Max. 3x12 W

NET WEIGHT

22,5lb



23,6x31,5x37,4 in


22,5lb



Certifications:



WALL & CEILING LAMPS



Ballet ref. BA06

LAMPSHADE
Painted stainless steel

SUPPORT
Painted steel

RECOMMENDED BULBS

NET WEIGHT

120V - 60Hz

1,3lb

E26 LED - Max. 1x8 W

One color to choose

MOUNTING OPTIONS
Wall lamp



CUSTOM
COLOR




17,3x17,3x7,9 in

4,2lb



Certifications:



LED

Ballet ref. BA06-LD

LAMPSHADE
Painted stainless steel

SUPPORT
Painted steel

LED / DIMMABLE

NET WEIGHT

100-277V - 60Hz

2,3lb

8W 2700K 960lm built-in
upon request 3000K 1067lm

One color to choose

MOUNTING OPTIONS
Wall lamp



CUSTOM
COLOR



17,3x17,3x7,9 in


5,1lb



Certifications:



*Depth 110V: 10cm|3,9in



Blum ref. BL06

LAMPSHADE
Painted stainless steel
steel thread

SUPPORT
Painted steel

RECOMMENDED BULBS

NET WEIGHT

120V - 60Hz

2,4lb

E26 LED - Max. 1x12 W

One color: white

MOUNTING OPTIONS
Wall lamp




17,3x17,3x15,7 in

3,3lb



Certifications:





Bold ref. B006

LAMPSHADE
Triple Opal Glass

SUPPORT
Painted aluminum

LIGHT SOURCE BUILT-IN

NET WEIGHT

100-277V - 60Hz

2,9lb

8W 3000K 750lm built-in

One color

Plug-in - 78.7 in



11,8x11,8x11,8 in



B

MOUNTING OPTIONS

Wall lamp

3,3lb



Certifications:



11,8 in



15,7 in

Cors ref. CR06

LAMPSHADE
Painted stainless steel

SUPPORT
Stainless steel

RECOMMENDED BULBS

NET WEIGHT

120V - 60Hz

1,3lb

G9 LED - Max. 2x4 W


One color to choose

MOUNTING OPTIONS

Wall lamp



20,1x7,5x10,6 in



BL BE G T



CUSTOM COLOR


2,2lb



Certifications:



11,8 in



15,7 in



Cors ref. CR06-LD

LED / DIMMABLE

LAMPSHADE
Painted stainless steel

SUPPORT
Steel gloss nickel-plated and stainless steel

LIGHT SOURCE BUILT-IN

NET WEIGHT

100-277V - 60Hz

2,4lb

8W 2700K 960lm built-in

upon request 3000K 1067lm

Dimming system PHASE CONTROL and 0-10V
(only 120Vac TRIAC Dimmers)


One color to choose

MOUNTING OPTIONS

Wall lamp



20,1x7,5x10,6 in



BL BE G T



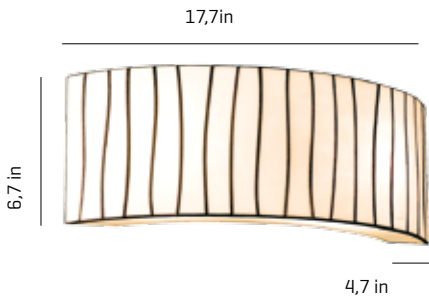
CUSTOM COLOR

3,3lb



Certifications:






Curvas ref. CV06

LAMPSHADE
Glass

One color to choose



SUPPORT
Stainless steel

MOUNTING OPTIONS
Wall lamp

RECOMMENDED BULBS

120V - 60Hz

E12 LED - Max. 2x7 W

NET WEIGHT

3,7lb

25,6x12,6x9,1 in

6,5lb




Certifications:



Gea ref. GE06

LAMPSHADE
Painted stainless steel

One color to choose



SUPPORT
Stainless steel

MOUNTING OPTIONS
Wall lamp

RECOMMENDED BULBS

120V - 60Hz

G9 LED - Max. 2x4 W

NET WEIGHT

1,3lb

14,2x10,2x7,5 in

2,2lb




Certifications:



LED Gea ref. GE06-LD

LAMPSHADE
Painted stainless steel

One color to choose



SUPPORT
Steel gloss nickel-plated and stainless steel

MOUNTING OPTIONS
Wall lamp

LED / DIMMABLE

LIGHT SOURCE BUILT-IN

100-277V - 60Hz

8W 2700K 960lm built-in
upon request 3000K 1067lm

Dimming system PHASE CONTROL and 0-10V
(only 120Vac TRIAC Dimmers)

NET WEIGHT

2,4lb


14,2x10,2x7,5 in

3,3lb



Certifications:





Kala ref. KL06

LAMPSHADE
Painted stainless steel

SUPPORT
Stainless steel

RECOMMENDED BULBS

NET WEIGHT

One color to choose

MOUNTING OPTIONS
Wall lamp

120V - 60Hz

1,3lb

G9 LED - Max. 2x4 W

14,2x10,2x7,5 in
2,2lb




CUSTOM
COLOR



Certifications:



*Width 110V: 9,4in



LED

Kala ref. KL06-LD

LED / DIMMABLE

LAMPSHADE
Painted stainless steel

SUPPORT
Steel gloss nickel-plated
and stainless steel

LIGHT SOURCE BUILT-IN

NET WEIGHT

One color to choose

100-277V - 60Hz

2,4lb

8W 2700K 960lm built-in
upon request 3000K 1067lm

Dimming system PHASE CONTROL and 0-10V
(only 120Vac TRIAC Dimmers)

14,2x10,2x7,5 in
3,3lb



CUSTOM
COLOR

MOUNTING OPTIONS
Wall lamp



Certifications:



Inside diffuser



LED

Kite ref. KT06-LD

LED / DIMMABLE

LAMPSHADE
Painted stainless steel

SUPPORT
Stainless steel

LIGHT SOURCE BUILT-IN

NET WEIGHT

One color to choose


100-277V - 60Hz

18,7lb

17W 2700K 3636lm built-in
upon request 3000K 3780lm

Dimming system PHASE CONTROL and 0-10V
(only 120Vac TRIAC Dimmers)

28x28x5,9 in
20,3lb



CUSTOM
COLOR

MOUNTING OPTIONS
Wall & ceiling lamp



Certifications:





LED

Kite ref. KT06G-LD

LED / DIMMABLE

LAMPSHADE
Painted stainless steel

SUPPORT
Stainless steel

LIGHT SOURCE BUILT-IN

NET WEIGHT

100 - 277V - 60Hz

16,5lb

□□□□ 34W 2700K 7272lm built-in

upon request 3000K 7560lm

Dimming system PHASE CONTROL and 0-10V
(only 120Vac TRIAC Dimmers)



40,1x40,1x5,1 in

24,2lb




Certifications:



One color to choose

MOUNTING OPTIONS

Wall & ceiling lamp



CUSTOM
COLOR

LED / DIMMABLE

LED

Li ref. LI06

LED / DIMMABLE

LAMPSHADE
Pressed Cellulose

SUPPORT
Stainless steel

LIGHT SOURCE BUILT-IN

NET WEIGHT

120V - 60Hz

2,6lb

□□□□ 11,8W 2700K 1546lm built-in

upon request 3000K 1805lm

Dimming system PHASE CONTROL and 0-10V
(only 120Vac TRIAC Dimmers)



12,6x25,6x9 in

4,4lb



Certifications:



One color to choose

MOUNTING OPTIONS

Wall lamp



LED / DIMMABLE

LED

Li ref. LI06G-D

LED / DIMMABLE

LAMPSHADE
Pressed Cellulose

SUPPORT
Stainless steel

LIGHT SOURCE BUILT-IN

NET WEIGHT

100 - 277V - 60Hz

6,4lb

□□□□ 17W 2700K 2558lm built-in

upon request 3000K 2632lm

Dimming system PHASE CONTROL and 0-10V
(only 120Vac TRIAC Dimmers)


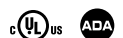


43,3x12,2x9,8 in

10,4lb



Certifications:



One color to choose

MOUNTING OPTIONS

Wall lamp



LED

Mytilus ref. MY06

LED / DIMMABLE

LAMPSHADE
Painted stainless steel

SUPPORT
Steel gloss nickel-plated

LIGHT SOURCE BUILT-IN

NET WEIGHT

One color: white



BL

MOUNTING OPTIONS
Wall lamp

100 - 277V - 60Hz

8W 2700K 960lm built-in
upon request 3000K 1067lm

Dimming system PHASE CONTROL and 0-10V
(only 120Vac TRIAC Dimmers)

6,6lb



23,6x23,6x8,7 in

9,9lb

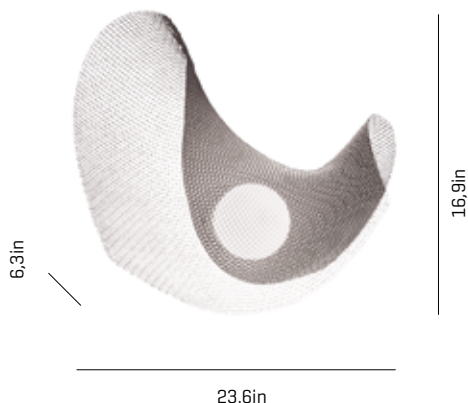


Certifications:



DIFFUSER
Glass sphere

*approximate measurements



23,6in

16,9in

Nevo ref. NE06P


LAMPSHADE
Painted stainless steel

SUPPORT
Steel gloss nickel-plated
and stainless steel

RECOMMENDED BULBS

NET WEIGHT

One color to choose



BL BE G T

MOUNTING OPTIONS
Wall lamp

120V - 60Hz

G9 LED - Max. 1x4 W

1,8lb



14,2x14,2x12,2 in

4lb



Certifications:



Steel gloss nickel-plated
and stainless steel

CUSTOM
COLOR



12,2in

12,2in

6,7in

LED

Nevo ref. NE06P-LD

LED / DIMMABLE


LAMPSHADE
Painted stainless steel

SUPPORT
Steel gloss nickel-plated
and stainless steel

LIGHT SOURCE BUILT-IN

NET WEIGHT

One color to choose



BL BE G T

MOUNTING OPTIONS
Wall lamp

100 - 277V - 60Hz

8W 2700K 960lm built-in
upon request 3000K 1067lm

Dimming system PHASE CONTROL and 0-10V
(only 120Vac TRIAC Dimmers)

2,6lb



14,2x14,2x12,2 in

4lb



Certifications:



Steel gloss nickel-plated
and stainless steel

Inside diffuser



12,2in

12,2in

7,9in



Nevo ref. NE06

LAMPSHADE

Painted stainless steel

One color to choose



CUSTOM COLOR

Steel gloss nickel-plated and stainless steel

SUPPORT

Steel gloss nickel-plated and stainless steel

MOUNTING OPTIONS

Wall lamp

RECOMMENDED BULBS

120V - 60Hz

E12 LED - Max. 2x7 W

NET WEIGHT

2,4lb



14,2x14,2x12,2 in

4,8lb



Certifications:



Nevo ref. NE06-LD

LED / DIMMABLE

LAMPSHADE

Painted stainless steel

One color to choose



CUSTOM COLOR

Steel gloss nickel-plated and stainless steel

SUPPORT

Steel gloss nickel-plated and stainless steel

MOUNTING OPTIONS

Wall lamp

LIGHT SOURCE BUILT-IN

100 - 277V - 60Hz

8W 2700K 960lm built-in
upon request 3000K 1067lm

Dimming system PHASE CONTROL and 0-10V
(only 120Vac TRIAC Dimmers)

NET WEIGHT

3,1lb



14,2x14,2x12,2 in

4,8lb



Certifications:



Inside diffuser
Difusor interno



Onn ref. ON06

LAMPSHADE

Painted stainless steel

One color: white



CUSTOM COLOR

SUPPORT

Painted steel

MOUNTING OPTIONS

Wall & ceiling lamp

RECOMMENDED BULBS

120V - 60Hz

E26 LED - Max. 1x8 W

NET WEIGHT

6,6lb




18,1x20,5x11,8 in

9,7lb



Certifications:





Onn ref. ON06-LD

LED / DIMMABLE

LAMPSHADE
Painted stainless steel

SUPPORT
Painted steel

LIGHT SOURCE BUILT-IN

NET WEIGHT

One color: white


MOUNTING OPTIONS
Wall lamp

100 - 277V - 60Hz

7,7lb

15W 2700K 2860lm built-in
upon request 3000K 2945lm

18,1x20,5x11,8 in



BL

Inside diffuser

Dimming system PHASE CONTROL and 0-10V
(only 120Vac TRIAC Dimmers)

9,7lb



Certifications:



25,6in



Onn ref. ON06GG

RECOMMENDED BULBS

NET WEIGHT

LAMPSHADE
Painted stainless steel

SUPPORT
Painted steel

120V - 60Hz

15,4lb

One color: white

MOUNTING OPTIONS
Wall lamp

E26 LED - Max. 3x8 W

28x28x12,6 in



BL

17,6lb



Certifications:



Planum ref. PM06R-LD

LED / DIMMABLE



LAMPSHADE
Painted stainless steel

SUPPORT
Steel painted in white

LIGHT SOURCE BUILT-IN

NET WEIGHT

One color to choose


MOUNTING OPTIONS
Wall & ceiling lamp

100 - 277V - 60Hz

14,6lb

34W 2700K 7272lm built-in
upon request 3000K 7560lm

40,1x40,1x5,1 in



BL

G



Dimming system PHASE CONTROL and 0-10V
(only 120Vac TRIAC Dimmers)

22lb



Certifications:





Planum ref. PM06PR-LD

LED / DIMMABLE

LAMPSHADE

Painted stainless steel

SUPPORT

Steel painted in white

LIGHT SOURCE BUILT-IN

100 - 277V - 60Hz

17W 2700K 3636lm built-in

upon request 3000K 3780lm

Dimming system PHASE CONTROL and 0-10V
(only 120Vac TRIAC Dimmers)

NET WEIGHT

6,2lb



40,1x20,8x5,1 in

11lb



Certifications:



One color to choose




MOUNTING OPTIONS

Wall & ceiling lamp

3,1 in

Tati ref. TA06



LAMPSHADE

Painted stainless steel

SUPPORT

Stainless steel

RECOMMENDED BULBS

120V - 60Hz

G9 LED - Max. 2x4 W

NET WEIGHT

1,1lb



13,7x9,8x6,7 in


2,2lb



Certifications:



One color to choose



MOUNTING OPTIONS

Wall lamp


5,9 in

Steel gloss nickel-plated and stainless steel



Tati ref. TA06-LD

LED / DIMMABLE



LAMPSHADE

Painted stainless steel

SUPPORT

Steel gloss nickel-plated and stainless steel

LIGHT SOURCE BUILT-IN

100 - 277V - 60Hz

8W 2700K 960lm built-in

upon request 3000K 1067lm

Dimming system PHASE CONTROL and 0-10V
(only 120Vac TRIAC Dimmers)

NET WEIGHT

1,5lb



13,7x9,8x6,7 in

2,2lb



Certifications:



One color to choose



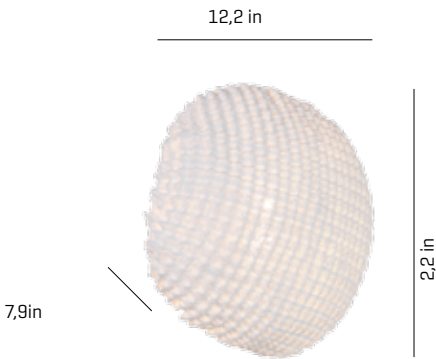
MOUNTING OPTIONS

Wall lamp

5,9 in

Steel gloss nickel-plated and stainless steel

Tati_{ref.} TA06P



LAMPSHADE
Painted stainless steel

SUPPORT
Steel gloss nickel-plated and stainless steel

RECOMMENDED BULBS
120V - 60Hz

NET WEIGHT
1,8lb

One color to choose



MOUNTING OPTIONS
Wall lamp

CUSTOM COLOR

Steel gloss nickel-plated and stainless steel

G9 LED - Max. 1x4 W

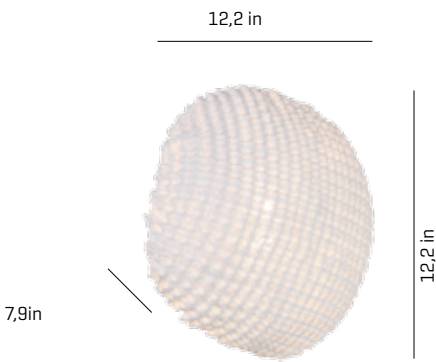
14,2x14,2x12,2 in
2,2lb



Certifications:



LED Tati_{ref.} TA06P-LD



LAMPSHADE
Painted stainless steel

SUPPORT
Steel gloss nickel-plated and stainless steel

LED / DIMMABLE

NET WEIGHT
2,6lb

One color to choose



MOUNTING OPTIONS
Wall lamp

CUSTOM COLOR

Steel gloss nickel-plated and stainless steel

100 - 277V - 60Hz

8W 2700K 960lm built-in
upon request 3000K 1067lm

Dimming system PHASE CONTROL and 0-10V
(only 120Vac TRIAC Dimmers)


14,2x14,2x12,2 in
3,3lb



Certifications:



Tati_{ref.} TA06G



LAMPSHADE
Painted stainless steel

SUPPORT
Steel gloss nickel-plated and stainless steel

RECOMMENDED BULBS
120V - 60Hz

NET WEIGHT
2,2lb

One color to choose



MOUNTING OPTIONS
Wall lamp

CUSTOM COLOR

Steel gloss nickel-plated and stainless steel

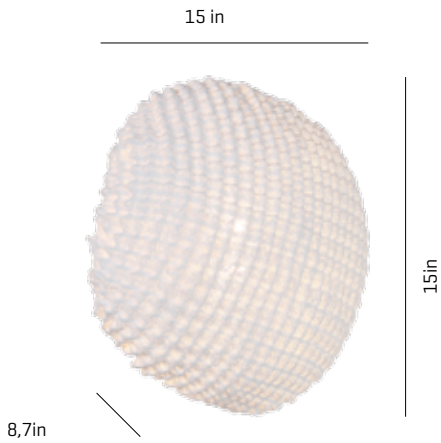
E12 LED - Max. 2x7 W

20,5x18,5x12,2 in
5,3lb



Certifications:





Tati_{ref.} TA06G-LD

LED / DIMMABLE

LAMPSHADE

Painted stainless steel

SUPPORT

Steel gloss nickel-plated and stainless steel

LIGHT SOURCE BUILT-IN

100 - 277V - 60Hz

8W 2700K 960lm built-in
upon request 3000K 1067lm

NET WEIGHT

3,1lb

One color to choose



CUSTOM COLOR

MOUNTING OPTIONS

Wall lamp

Dimming system PHASE CONTROL and 0-10V
(only 120Vac TRIAC Dimmers)




20,5x18,5x12,2 in

5,3lb



Certifications:



Venus_{ref.} VE06

LED / DIMMABLE

LAMPSHADE

Painted stainless steel

SUPPORT

Painted steel in the same color that lampshade

LIGHT SOURCE BUILT-IN


100 - 277V - 60Hz

4W 2700K 1060lm built-in

NET WEIGHT

3,5lb

One color to choose



CUSTOM COLOR

MOUNTING OPTIONS

Wall lamp

Dimming system PHASE CONTROL and 0-10V
(only 120Vac TRIAC Dimmers)



17,3x17,3x7,9 in

5,7lb



Certifications:

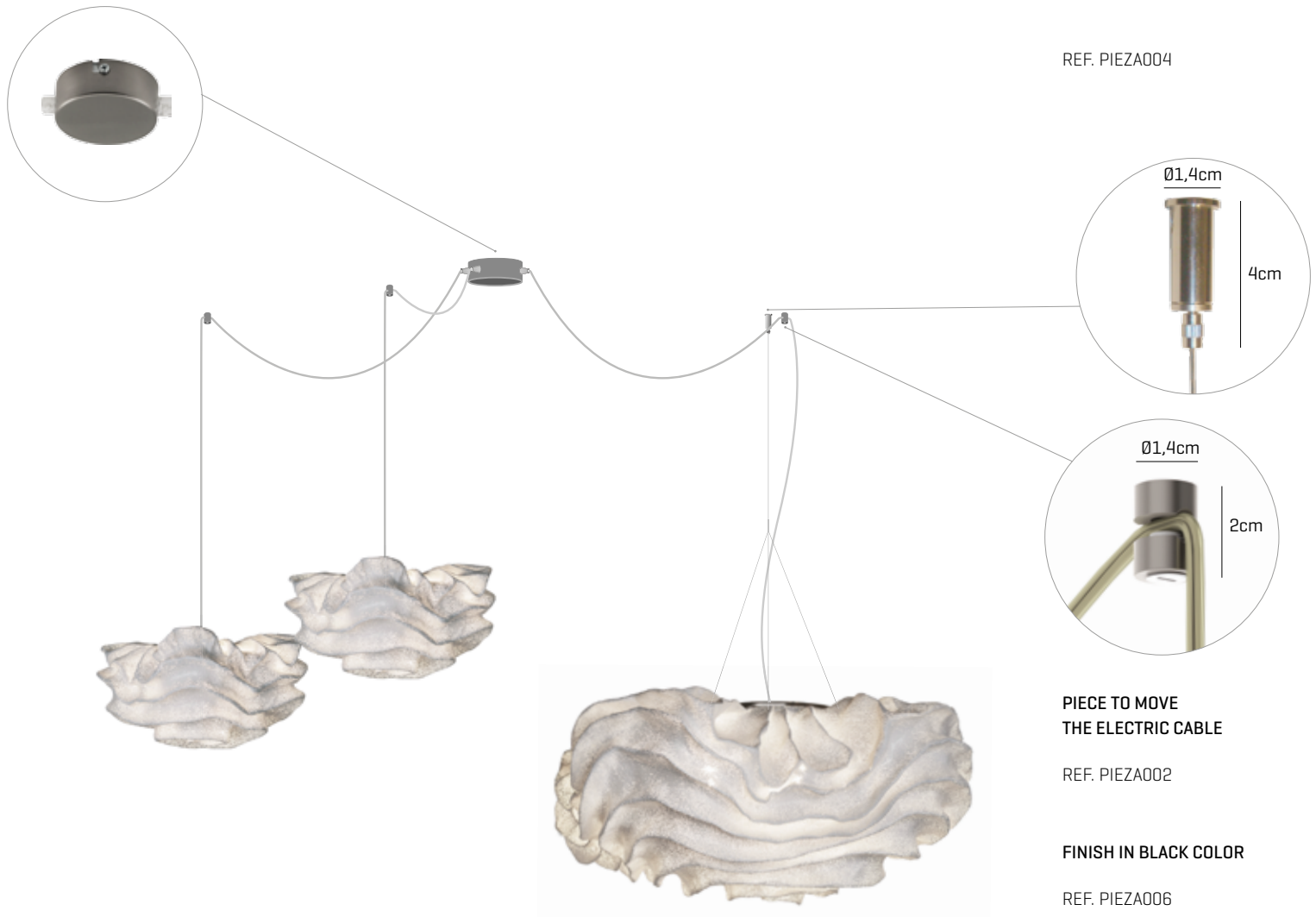


in progress



ACCESSORIES

CANOPY & PIECE TO MOVE THE ELECTRIC CABLE



PIECE TO HOLD
THE STEEL CABLE

REF. PIEZA004

PIECE TO MOVE
THE ELECTRIC CABLE

REF. PIEZA002

FINISH IN BLACK COLOR

REF. PIEZA006

Option for luminaires
with electric cable only

Option for luminaires with
electric and steel cable

CANOPY

Canopy small Ø80mm

Finishing nickel-plated

Maximum 3 outputs

Ref. CAN8



Canopy medium Ø120mm

Finishing nickel-plated

Maximum 8 outputs

Ref. CAN12



Type 1
One side output



Type 2
Around side output



Type
Downward output



Finishing black matt
For compositions with black cable

Canopy large Ø142mm

Finishing nickel-plated

Maximum 16 outputs

Ref. CAN14



Output number
From 2 to 16
For a larger number of outputs, consult with us

Canopy recessed

Finishing matt white
or matt black

Ref. CAN-BL

Ref. CAN-N



Ref. CAN-BL



Ref. CAN-N



Headquarters:
Calor Color S.L.
C/ Castiñeiras 108A.
15895 O Milladoiro, A Coruña, Spain.
T. +34 981 814 600

info@a-emotionallight.com
www.a-emotionallight.com

a by emotional light inc.
1460 Broadway Ste 6025 New York, NY 10036 US
T. +1 323 599 6363

©2023 Calor Color S.L.
All rights reserved.
Legal deposit:
Printed by Agencia Gráfica. Santiago de Compostela. Spain.

