

a

emotional light

www.a-emotionallight.com

handmade in Spain

INDEX ÍNDICE

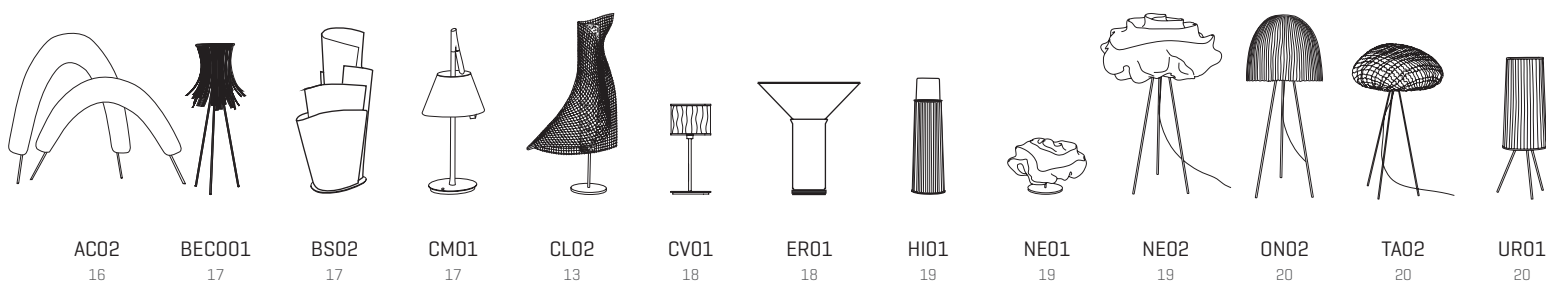
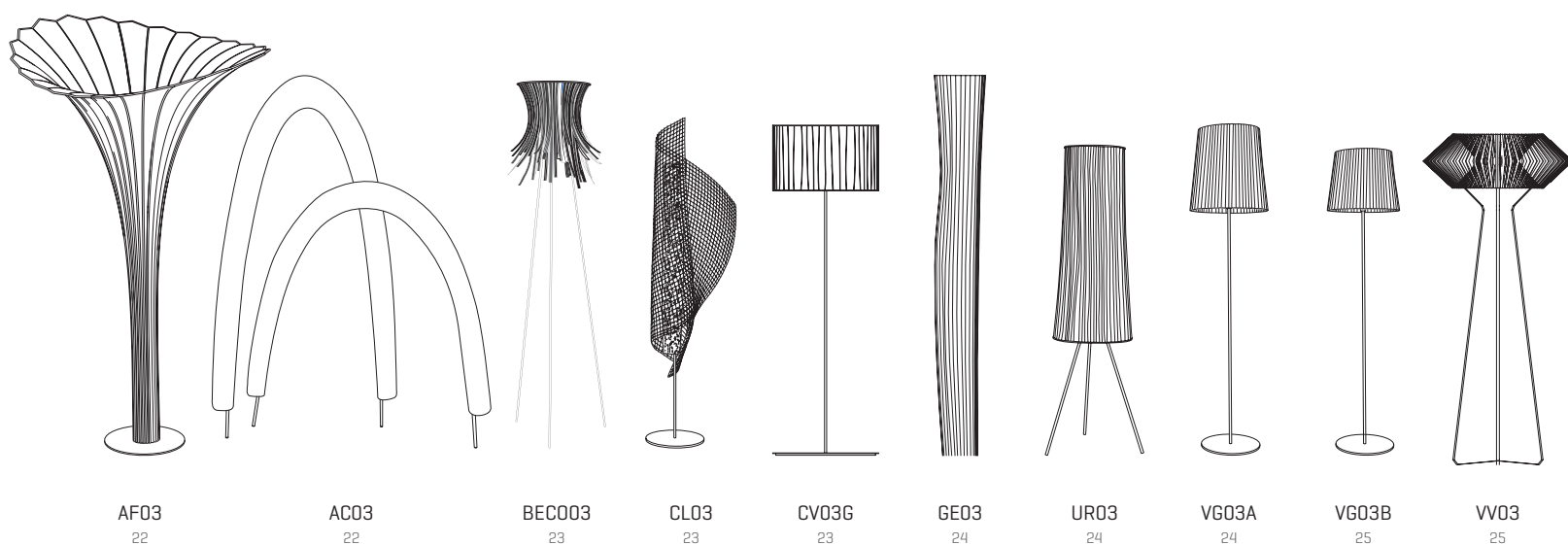



TABLE LAMPS | LÁMPARAS DE MESA
16 - 20



FLOOR LAMPS | LÁMPARAS DE PIE
22 - 25



A104
26



AG104
27



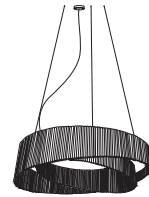
AG204
27-28



AG304
28



AG404
29



AN04
29



AN05
30



BAPI04
30-31



BARE04
31-32



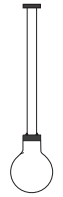
BALA04
32-33



BEC004
33



BL04
34



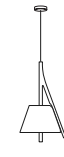
B004
34



CB04
34



CB04G
35



CM104
35



CM104G
35



CM304
36



CM304G
36



CA04A
36-37



CA04B
37



CA04AG
38



COCY04
38-39



COGA04
39



CORE04
40



COSE04
40-41



COAU04
41



COAU04G
42



CV04-1
42



CV04
43



CV04G
43



FL04
43



GE04
44



IN04-Mini
45



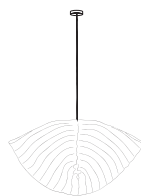
IN04
45



LA04-Mini
45-46



LA04
46



LA04G
47



LS04
47-48



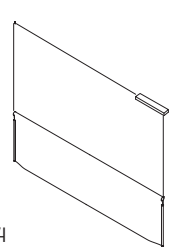
LS04G
48



MY04
49



MY04G
49



NB04
49



NE04-1
50



NE04
50



NE04G
51



ON04-MINI
51



ON04-1
52



ON04
52-53



ON04G
53



PA104
54



PA204
54



PA304
54



PL04-MINI
55



PL04
55



TA04-1
55-56



TA04
56



TA04G
56



TEAN04
57



TEVI04
58



UR104
59



UR204
59-60



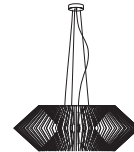
UR304
60



VG04A
61



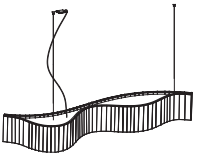
VG04B
62




VV04
63



VV04G
63



VN04-LD
63



WD04
64

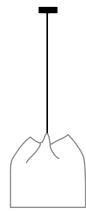
OUTDOOR LAMPS | LÁMPARAS DE EXTERIOR



HI01
19



AG104-EXT
21



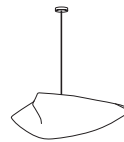
AG204-EXT
28



AG304-EXT
28



AG404-EXT
29



BAPI04-EXT
31



BARE04-EXT
32



BALA04-EXT
33



GE04-EXT
44



TEAN04-EXT
57



TEVI04-EXT
58

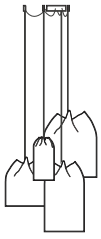


VG04A-EXT
61

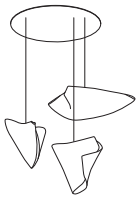


VG04B-EXT
62

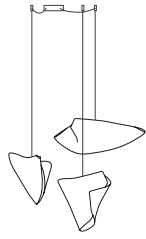
COMPOSITIONS | COMPOSICIONES
66 - 72



AG04-4-P
66



BA04-3
66



BA04-3-P
66



C004-3
67




C004-3-P
67



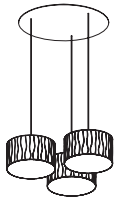
C004-5
67



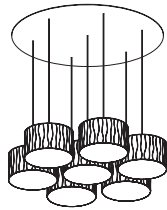
C004-5-P
68



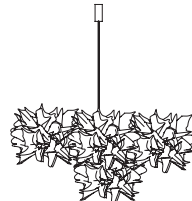
C004-10
68



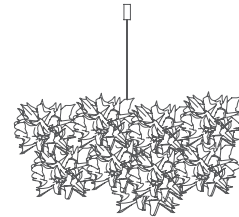
CV04C-3
68



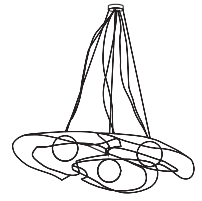
CV04-7
69



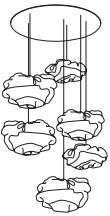
FL04-4
69



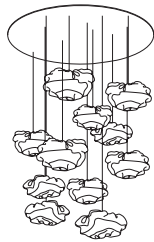
FL04-16
69



MY04-3
70



NE04-6
70



NE04-11
70



TA04-3
71



TA04-5
71



TA04-10
71



UR04-3
72

WALL & CEILING LAMPS | APLIQUES Y PLAFONES
74 - 84



BA06
74



BL06
74



B006
75



CR06
75



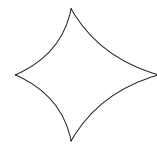
CV06
76



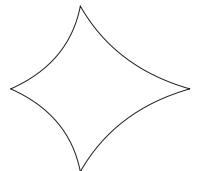
GE06
76



KL06
77



KT06-LD
77



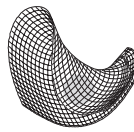
KT06G-LD
78



LI06
78



LI06G
78-79



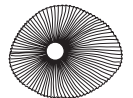
MY06
79



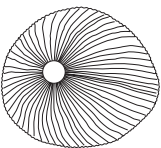
NE06P
79-80




NE06
80




ON06
81



ON06G
81



PM06R-LD
82



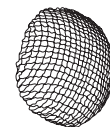
PM06PR-LD
82




TA06
82-83



TA06P
83



TA06G
84



VE06
84

MATERIALS
MATERIALES

1 Painted stainless steel mesh Malla de acero inoxidable pintada

The stainless steel mesh is a cold industrial material that through manual techniques is converted into lamps. The physical characteristics of these materials allows through methods developed by our team, they can be folded, molded and cut resulting in creative freedom designs. The paint finish adds to this resistant and compact material a greater durability and facilitates its maintenance and cleaning.

Colors & codes: White [BL], beige [BE], grey [G], taupe [T].

NCS Code: White [S 0500-N], beige [S 3020-Y30R], grey [S 2500-N], taupe [S 3005-Y80R].

Collections: Africa, Agasallo, Anel, Ballet, Blossom, Coral, Cors, Gea, Hipatia, Inn, Kala, Kite, Lea, Luisa, Nebra, Nevo, Onn, Planum, Tati, Tempo, Ura, Virginia, Venus. Clara and Mytilus only available in white. Cambo only available in black or white.

La malla de acero inoxidable es un material frío de carácter industrial que a través de técnicas manuales se convierte en lámparas. Las características físicas de este material permite que a través de métodos desarrollados por nuestro equipo, se pueda plegar, moldear y cortar consiguiendo libertad creativa en los diseños. El acabado de pintura suma a este material resistente y compacto una mayor durabilidad y facilita su mantenimiento y limpieza.

Colores y códigos: Blanco [BL], beige [BE], gris [G], topo [T].

Código NCS: Blanco [S 0500-N], beige [S 3020-Y30R], gris [S 2500-N], topo [S 3005-Y80R].

Colecciones: Africa, Agasallo, Anel, Ballet, Blossom, Coral, Cors, Gea, Hipatia, Inn, Kala, Kite, Lea, Luisa, Nebra, Nevo, Onn, Planum, Tati, Tempo, Ura, Virginia, Venus.

Clara y Mytilus solo disponibles en blanco.

Cambo solo disponible en negro o blanco.

2 Cellulose cord Cordon de celulosa

The pressed cellulose cord is a pleasant texture material and has a wide range of colors. This medium flammability component is obtained from pressed cellulose and is molded using its own techniques. Due to its physical characteristics it is not recommended to wet the material for cleaning.

Colors & codes: White [42], grey [43], red [46], brown [47], gold yellow [48], medium brown [49], beige [50], green [51], blue [52].

Collection: Caos.

Arc only available in white.

El cordón de celulosa prensada es un material de agradable textura y que presenta una amplia gama de colores. Este componente de flamabilidad media se obtiene de celulosa prensada y a través de técnicas propias, se moldea. Debido a sus características físicas no se recomienda mojar el material para su limpieza.

Colores y códigos: Blanco [42], gris [43], rojo [46], marrón [47], amarillo oro [48], marrón medio [49], beige [50], verde [51], azul [52].

Colección: Caos.

Arc solo disponible en blanco.

3 Painted stainless steel thread Hilo de acero inoxidable

The stainless steel thread interlaced and embroidered on itself, creates random, light, seemingly fragile volumes, but durable thanks to the sturdiness that paint finish brings.

Colors & codes: White [B].

Collections: Blum, Pili.

El hilo de acero inoxidable entrelazado y embrollado sobre sí mismo, crea volúmenes aleatorios, ligeros, aparentemente frágiles, pero resistentes gracias a la dureza que le aporta la pintura.

Colores y códigos: Blanco [B].

Colecciones: Blum, Pili.

4 Galvanized steel mesh Malla de acero galvanizado

The application of galvanized steel mesh is another example of a different use of the material. The malleability of this material and its hollow light allows it, through painting processes, to become a material with a delicate appearance but of high quality and durability.

Color & code: White [B].

Collection: Fluo.

La utilización de la malla de acero galvanizado es otro ejemplo de descontextualización de un material. La maleabilidad de este material y su hueco de luz permite que, a través de procesos de pintado, se convierta en un material con apariencia delicada pero de alta calidad y durabilidad.

Color y código: Blanco [B].

Colección: Fluo.

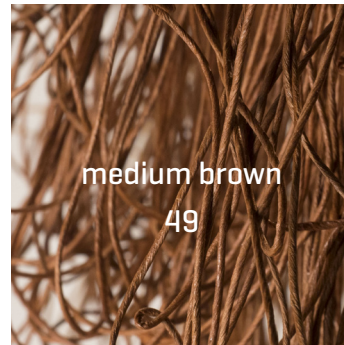
1






2



3



4



5 Glass Vidrio

Our semi-handmade glass presents irregular watermarks that gives personality to this material. This opalescent glass comes in a wide range of bright colors.

Colors & codes:

White [02], sand [87], dark amber [89], brown [90], beige [95].

El color beige [95] solo está disponible para la combinación con marrón [90] en la colección Vento.

Collections: Curvas, Vento.

El carácter semiartesanal de nuestro vidrio presenta irregularidades en forma de aguas que dota de personalidad este material. Este vidrio opalescente se presenta en una amplia gama de colores brillantes.

Colores y códigos:

Blanco [02], arena [87], ámbar oscuro [89], marrón [90], beige [95].

The beige color [95] is only available in combination with brown [90] for the Vento collection.

Colecciones: Curvas, Vento.

8 Birch wood Abedul

A material of high durability and easy maintenance. The birch wood is characterized by its light color and low contrast, allowing easy manual processing. The light that escapes between the wooden slats turns this material into a warm and elegant wood.

Collection: Woods.

Un material de alta durabilidad y fácil mantenimiento. La madera de abedul caracterizada por su color claro y su bajo contraste, permite un fácil procesado manual. La luz que escapa entre los listones de madera convierte este material en una madera cálida y elegante.

Colección: Woods.

6 Pressed cellulose Celulosa prensada

The pressed cellulose, through a suitable refining process, is a highly flexible and moldable material. Resistant and high durable, it comes in a wide range of colors. Due to its physical characteristics it is not recommended to wet the material.

Colors & codes:

White [42], grey [43], red [46], brown [47], gold yellow [48], medium brown [49], beige [50], green [51], blue [52].

Collections: Bety Eco, Li

La celulosa prensada, a través de un proceso de refinado adecuado, es un material altamente flexible y moldeable. Resistente y de alta durabilidad, se presenta en una amplia gama de colores. Por sus características físicas no se recomienda mojar el material.

Colores y códigos:

Blanco [42], gris [43], rojo [46], marrón [47], amarillo oro [48], marrón medio [49], beige [50], verde [51], azul [52].

Colecciones: Bety Eco, Li.

9 Ash wood Fresno

Ash wood is polyvalent and especially flexible. Its resistance make it a high quality material that, through manual processes, allows curved and durable finishes.

Collection: Aimei.

El fresno es una madera polivalente y especialmente flexible. Su resistencia lo convierte en un material de alta calidad que, a través de procesos manuales, permite acabados curvos y duraderos.

Colección: Aimei.

7 Beech wood Haya

Beech wood is hard and characteristic for its clear and natural shades. This material is easy to work with and the varnishing makes it a very durable and easy to maintain material.

Collection: Cambo.

La madera de haya es dura y característica por sus tonalidades claras y naturales. Este material es fácil de trabajar y el barnizado lo convierte en un material muy duradero y de fácil mantenimiento.

Colección: Cambo.

10 Polycarbonate Policarbonato

Through plastic injection technology, this material is consistently made and is available in two colors. The personalized shape of each piece allows the realization of luminaires of large dimensions and easy maintenance

Colors & codes:

White [B], black [N], terracotta [TE].

Collection: V.

Mediante la tecnología de inyección de plástico, se elabora este material consistente y disponible en dos colores. La rigidez y forma personalizada de cada pieza permite la realización de luminarias de grandes dimensiones y de fácil mantenimiento.

Colores:

Blanco [B], negro [N], terracota [TE].

Colección: V.

5



white
02

6




white
42




medium brown
49

8



sand
87





grey
43




beige
50

9



dark amber
89




red
46




green
51


10



white
B




brown
90



brown
47




blue
52




black
N

7



gold yellow
48



terracotta
TE

11 Hand-crafted glass

Vidrio artesanal

Our hand-crafted glass is a material that is obtained through different manual techniques, including blowing and lamination. The surface finish is done manually by using very fine sand, avoiding the use of chemical agents.

Colors & codes: Yellow [19], white [25]

Collections: Era

Nuestro cristal artesanal es un material que se obtiene mediante diferentes técnicas manuales, entre ellas el soplado y el laminado. El acabado superficial está realizado manualmente mediante el uso de arena muy fina, evitando la utilización de agentes químicos.

Colores y códigos:

Amarillo [19], Blanco [25]

Colecciones: Era

12 Granite

Granito

Galician granite is a natural and sustainable material that is easy to maintain. With a light greyish tone, fine-grained and with black speckles, this material used in Parga is compact and comes from discards. Granite is a material that is highly resistant to heat and wear.

Collection: Parga.

El granito gallego es un material de origen natural y sostenible de fácil mantenimiento.

De tono grisáceo claro, de grano fino y con motas negras, este material empleado en Parga es compacto y proviene de descartes. El granito es un material de alta resistencia al calor y al desgaste.

Colección: Parga.

13 3D Knit

Punto 3D

The 3D knit allows us to generate volumes and produce our lampshade without waste of material and without seams.

It can be made with 100% recyclable materials.

Colors & codes: Beige [BG], electric blue[AE], orange [NA]

Collections: Cabana

El punto 3D permite generar volúmenes y producir nuestras pantallas sin desperdicio de material y sin costuras.

Se puede fabricar con materiales 100% reciclables.

Colores y códigos: Beige [BG], azul eléctrico [AE], naranja [NA]

Colecciones: Cabana.

14 Triple Opal Glass

Vidrio Opal triple

Opal glass is a semi-transparent glass which, thanks to its triple layer, offers superior quality. It is a versatile material that, thanks to its opal coating, can diffuse light. Easy cleaning with a soft, dry cloth.

Colors & codes: white [B]

Collection: Bold.

El vidrio opal es un vidrio semitransparente que, gracias a su triple capa, ofrece una calidad superior. Es un material versátil que, gracias al opalizado, se puede tamizar la luz.

Limpieza fácil con un paño suave y seco.

Colores y códigos: Blanco [B]

Colección: Bold.

11



yellow
19

13



beige
BG




white
25



electric blue
AE

12



orange
NA

14



AUTHENTICITY GUARANTEE | GARANTÍA DE AUTENTICIDAD

All lamps are labelled with an identification code and serial number. This fixture is an exclusive and authentic design of the company a-emotional light. It is entirely handmade in Spain and passes strict quality controls before its entrance into the market.

All our lamps are totally handmade. The differences found in our luminaires and in the different materials used make them unique. Small differences between lamps are not a defect, it is a value because each one is a unique object. The indicated lampshade dimensions are only approximate, never exact.

Some dimensions and/or electrical data may vary, consult your sales advisor.

Todas las lámparas salen con etiquetas que reflejan la referencia y número de serie. Esta lámpara es un diseño exclusivo y auténtico de la empresa a-emotional light. Está producida y hecha totalmente a mano en España. Pasa estrictos controles de calidad antes de su salida al mercado.

Todas nuestras lámparas están hechas a mano. Las diferencias entre ellas y en los distintos materiales empleados convierten a cada lámpara en única. Pequeñas diferencias entre lámparas de una misma referencia no son un defecto, sino un valor, cada una es un objeto único. Las dimensiones de las tulipas indicadas son sólo aproximadas y nunca exactas.

Algunas dimensiones y/o datos eléctricos pueden variar, consulte con su asesor comercial.

SYMBOL INDEX | ÍNDICE DE SÍMBOLOS



The luminaires made of painted stainless steel mesh can be chosen by RAL or NCS code [see conditions]. Las luminarias realizadas en malla de acero inoxidable pintada podrán elegirse el color mediante código RAL o NCS [ver condiciones].



Awarded by Interior Design Magazine, New York
Premio otorgado por la revista Interior Design de New York



As awarded by the International Interior Design Association (IIDA) and Hospitality Design magazine
Premio otorgado por International Interior Design Association (IIDA) y la revista Hospitality Design



As awarded by the Chicago Athenaeum Museum of Architecture and Design
Premio otorgado por Chicago Athenaeum Museo de Arquitectura y Diseño



Fitting is legally approved and comply with the European Mark CE
Luminaria homologada, cumple con la normativa CE



For North America, these items comply with the UL standard for luminaires under the UL file of a-emotional light
Para América del Norte, estos artículos cumplen con el estándar UL para luminarias bajo el archivo UL de a-emotional light



Only for the USA, these items comply with the UL standard for luminaires under the UL file of a-emotional light
Solo para EE.UU., estos artículos cumplen con el estándar UL para luminarias bajo el archivo UL de a-emotional light



Product marking used for products being placed on the market in Great Britain (England, Scotland and Wales).
Marcado de producto utilizada para los productos que se comercializan en Gran Bretaña (Inglaterra, Escocia y Gales).



Official mexican standard
Norma Oficial Mexicana



Double insulation and/or reinforced insulation in every part and without ground devices
Doble aislamiento y/o aislamiento en cada parte y sin toma de tierra



With ground devices
Con toma de tierra



Luminaire to use with tungsten halogen bulbs with own protection shield
Luminaria diseñada para usar lámparas halógenas de volframio con pantalla de protección propia



The device is not suitable for installation on normally inflammable surface
Aparato no adaptado para la instalación en superficies normalmente inflamables



According to Americans with Disabilities Act
De acuerdo con la ley de discapacidades de los estadounidenses



Available with LED built-in technology
Disponible con tecnología LED integrada



Available for outdoor IP64
Disponible para exterior IP64

DALI/Switch DIM
Digital Addressable Lighting Interface

Professional standard bidirectional regulation interface for lighting equipment control
Interfaz profesional estándar de regulación bidireccional para control de equipos de iluminación

PHASE CUT
Trailing&Leading

Regulation for small installations without adding additional control wiring.
Regulación para instalaciones pequeñas sin necesidad de añadir cableado adicional de control.
PHASE CUT - 230V

0-10V & PCO
PHASE CONTROL only for 120Vac

Regulation of luminous flux between 0 and 10V [1-100%] through an analog signal.
Compatible with TRIAC (forward-phase or leading-edge), ELV (reverse-phase or trailing edge) - only at 120Vac.
Regulación de flujo luminoso entre 0 y 10V [1-100%] a través de una señal analógica.
Compatible con TRIAC [fase directa o borde de ataque], ELV [fase inversa o borde de salida].

TECHNICAL CATALOGUE
CATÁLOGO TÉCNICO

TABLE LAMPS

LÁMPARAS DE MESA

LED

Arc ref. ACO2

LAMPSHADE TULIPA

Cord
Cordón

One color: white
Un color: blanco



42

SUPPORT SOPORTE

Stainless steel
Acero inoxidable

CABLE

Transparent
Transparente
L 200cm | 78,7in

LIGHT SOURCE BUILT-IN FUENTE DE LUZ INCLUIDA

230V - 50Hz

STRIP 28W 3000K 2897lm



120V - 60Hz

STRIP 28W 3000K 2897lm

NET WEIGHT PESO NETO

8kg | 17,6lb



71x71x43 cm
28x28x17 in

10kg | 22lb



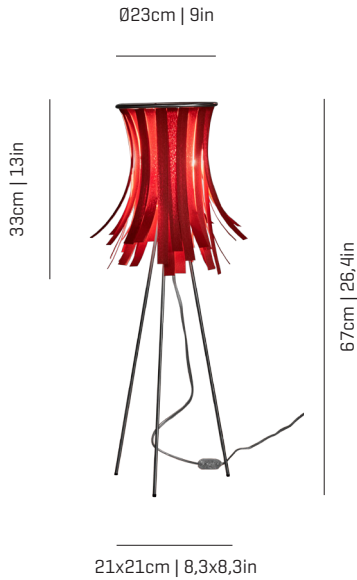
Certifications:



35cm | 13,7in

85cm | 33,5in

70cm | 27,5in



Bety Eco ref. BEC001

LAMPSHADE TULIPA
Pressed Cellulose
Celulosa prensada

One color to choose
Un color a elegir



*pictured color: 46
*color de la fotografía: 46

SUPPORT SOPORTE
Stainless steel
Acero inoxidable

CABLE
Transparent
Transparente
L 200cm | 78,7in

**RECOMMENDED BULBS
BOMBILLAS RECOMENDADAS**
230V - 50Hz

E14 LED Vintage- Max. 1x7 W

120V - 60Hz

E12 LED - Max. 1x7 W

**NET WEIGHT
PESO NETO**
1,5kg | 3,3lb

65x32x23 cm
25,6x12,6x9,1 in

3kg | 6,6lb




Certifications:



Blossom ref. BS02

LAMPSHADE TULIPA
Painted stainless steel
Acero inoxidable pintado

One color to choose
Un color a elegir



Included diffuser
Incluye difusor

SUPPORT SOPORTE
Painted steel
Acero pintado

CABLE
White
Blanco
L 200cm | 47,2in

**RECOMMENDED BULBS
BOMBILLAS RECOMENDADAS**
230V - 50Hz

E27 LED Vintage- Max. 1x12 W

120V - 60Hz

E26 LED - Max. 1x12 W

**NET WEIGHT
PESO NETO**
2,9kg | 6,6lb

30x28x60 cm
11,8x11x23,6 in

3,8kg | 8,9lb




Certifications:



LED Cambo ref. CM01

LAMPSHADE TULIPA
Painted stainless steel
Acero inoxidable pintado

One color to choose
Un color a elegir



Beech wood
Madera de haya

Painted aluminum
Aluminio pintado

Built-in diffuser
Difusor incorporado

SUPPORT SOPORTE
Steel painted in the
same color as the
lampshade
Acero pintado en el
mismo color que la
tulipa

CABLE
Black or white
combined with support
(except in custom color)
Negro o blanco
combinado con soporte
(excepto en custom color)

L 200cm | 47,2in

**LIGHT SOURCE BUILT IN
FUENTE DE LUZ INCLUIDA**
230V - 50Hz

7W 2700K 850lm built-in
Dimmable

100-277V - 60Hz

7W 2700K 850lm built-in
Dimmable

**NET WEIGHT
PESO NETO**
1,9kg | 4,3lb

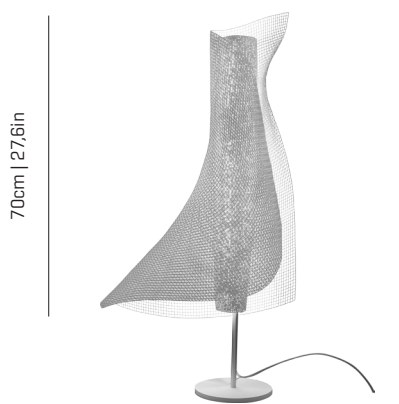
64x39x28 cm
25,2x15,3x11 in

2,8kg | 6,3lb



Certifications:





70cm | 27,6in

82cm | 32,3in

42x25cm | 16,5x9,8in



Clara ref. CLO2

LAMPSHADE TULIPA
Painted stainless steel
Acero inoxidable pintado

SUPPORT SOPORTE
Stainless steel
Acero inoxidable

LIGHT SOURCE BUILT-IN
FUENTE DE LUZ INCLUIDA

230V - 50Hz

□□□□ 24W 2700K 2449lm built-in
upon request 3000K 2527lm

NET WEIGHT
PESO NETO

4,7kg | 10,4lb

One color: white
Un color: blanco



BL

CABLE
Transparent
Transparente
L 200cm | 78,7in

120-277V - 60Hz

□□□□ 24W 2700K 2449lm built-in
upon request 3000K 2527lm



44x44x88 cm
17,3x17,3x34,6 in

10kg | 22lb



Certifications:



Ø15cm | 5,9in

11,5cm | 4,5in



33cm | 13in

Curvas ref. CV01

LAMPSHADE TULIPA
Glass
Vidrio

SUPPORT SOPORTE
Painted steel
and stainless steel
Acero pintado y acero
inoxidable

RECOMMENDED BULBS
BOMBILLAS RECOMENDADAS

230V - 50Hz

☛ E14 LED Vintage- Max. 1x7 W

NET WEIGHT
PESO NETO

1,9kg | 4,2lb

One color to choose
Un color a elegir



02

87



89

90

CABLE
Transparent or black
Transparente o negro
L 120cm | 47,2in

120V - 60Hz

☛ E12 LED - Max. 1x7 W



46x24x26 cm
17,7x9,4x10,2 in

2,6kg | 5,7lb



Certifications:



Ø33,5cm | Ø13,2in

37cm | 14,6in

Era ref. ER01

LAMPSHADE TULIPA
Hand-crafted glass
Vidrio artesanal

SUPPORT SOPORTE
Steel painted in matt
black
Acero pintado en negro
mate

RECOMMENDED BULBS
BOMBILLAS RECOMENDADAS

230V - 50Hz

☛ E27 LED Vintage- Max. 1x12 W

NET WEIGHT
PESO NETO

5kg | 9,2lb

One color to choose from top
Un color a elegir de parte superior



19

25

CABLE
Black
Negro
L 120cm | 47,2in

120V - 60Hz

☛ E26 LED - Max. 1x12 W



50x50x50 cm
20,7x20,7x20,9 in

7kg | 15,4lb



Certifications:



9cm | 3,5in



Ø12cm | 4,7in

41cm | 16,1in

LED

EXT

Hipatia ref. HI01

LAMPSHADE TULIPA
Painted stainless steel
Acero inoxidable pintado

One color: white
Un color: blanco



CUSTOM COLOR

BL

Portable Portátil

Includes remote control
[reach 10m | 39,4in]
Incluye mando a distancia
[alcance 10m | 39,4in]

SUPPORT SOPORTE
Painted steel
and stainless steel
Acero pintado y acero
inoxidable

Functions Funciones
ON / OFF / DIMMING

Autonomy Autonomía
6h at 100%

In charge En carga
8 / 10h

CABLE

Wireless Inalámbrica

USB cable + charger included
Incluye cable USB+cargador

LIGHT SOURCE BUILT-IN
FUENTE DE LUZ INCLUIDA

230V - 50Hz



3000K 247lm built-in
Rechargeable battery
5V - 2A - 5000mAh

120V - 60Hz



3000K 247lm built-in
Rechargeable battery
5V - 2A - 5000mAh

NET WEIGHT
PESO NETO

1kg | 2,2lb



19x51x27 cm
7,4x20x10,6 in

1,4kg | 3,1lb



Certifications:



* pictured without charging base | Imagen sin base de carga

17cm | 6,7in




Ø 31cm | 12,2in

22cm | 8,7in

Nevo ref. NE01

LAMPSHADE TULIPA
Painted stainless steel
Acero inoxidable pintado

One color to choose
Un color a elegir



BL BE G T

CUSTOM COLOR

Steel gloss nickel-plated
Acero níquel-satinado

SUPPORT SOPORTE
Painted steel
and stainless steel
Acero pintado
y acero inoxidable

CABLE

Transparent or black
Transparente o negro
L 120cm | 47,2in

RECOMMENDED BULBS
BOMBILLAS RECOMENDADAS

230V - 50Hz

E14 LED Vintage- Max. 2x7 W

120V - 60Hz

E12 LED - Max. 2x7 W

NET WEIGHT
PESO NETO

1,6kg | 3,5lb



36x36x31 cm
14,2x14,2x12,2 in
2,5kg | 5,5lb




Certifications:



Nevo ref. NE02

LAMPSHADE TULIPA
Painted stainless steel
Acero inoxidable pintado

One color to choose
Un color a elegir



BL BE G T

CUSTOM COLOR

Steel gloss nickel-plated
Acero níquel-satinado

SUPPORT SOPORTE
Stainless steel
Acero inoxidable

CABLE

Transparent or black
Transparente o negro
L 200cm | 78,7in

RECOMMENDED BULBS
BOMBILLAS RECOMENDADAS

230V - 50Hz

E14 LED Vintage- Max. 2x7 W

120V - 60Hz

E12 LED - Max. 2x7 W

NET WEIGHT
PESO NETO

2kg | 4,4lb



60x60x33 cm
23,6x23,6x13 in
4kg | 8,8lb



Certifications:



21cm | 8,3in



32x27cm | 12,6x10,6in

70cm | 27,6in



Onn ref. ON02


LAMPSHADE TULIPA
Painted stainless steel
Acero inoxidable pintado

SUPPORT SOPORTE
Stainless steel
Acero inoxidable

RECOMMENDED BULBS
BOMBILLAS RECOMENDADAS
230V - 50Hz

NET WEIGHT
PESO NETO
3,5kg | 7,7lb

One color to choose
Un color a elegir



CUSTOM
COLOR

CABLE
Transparent or black
Transparente o negro
L 200cm | 78,7in

E14 LED Vintage- Max. 2x7 W

120V - 60Hz

E12 LED - Max. 2x7 W



60x60x33 cm
23,6x23,6x13 in

4,5kg | 9,9lb



Certifications:



Steel gloss nickel-plated
Acero níquel-satinado



Tati ref. TA02


LAMPSHADE TULIPA
Painted stainless steel
Acero inoxidable pintado

SUPPORT SOPORTE
Stainless steel
Acero inoxidable

RECOMMENDED BULBS
BOMBILLAS RECOMENDADAS
230V - 50Hz

NET WEIGHT
PESO NETO
1,6kg | 3,5lb

One color to choose
Un color a elegir



CUSTOM
COLOR

CABLE
Transparent or black
Transparente o negro
L 200cm | 78,7in

E14 LED Vintage- Max. 2x7 W

120V - 60Hz

E12 LED - Max. 2x7 W



60x60x33 cm
23,6x23,6x13 in

4kg | 8,8lb



Certifications:



Steel gloss nickel-plated
Acero níquel-satinado



Ura ref. UR01


LAMPSHADE TULIPA
Painted stainless steel
Acero inoxidable pintado

SUPPORT SOPORTE
Stainless steel
Acero inoxidable

RECOMMENDED BULBS
BOMBILLAS RECOMENDADAS
230V - 50Hz

NET WEIGHT
PESO NETO
1kg | 2,2lb

One color to choose
Un color a elegir



CUSTOM
COLOR

CABLE
Transparent or black
Transparente o negro
L 120cm | 47,2in

E27 LED Vintage- Max. 1x12 W

120V - 60Hz

E26 LED - Max. 1x12 W



65x32x23 cm
25,5x12,6x9,1 in

1,8kg | 3,9lb



Certifications:



FLOOR LAMPS
LÁMPARAS DE PIE

Ø 143cm | 56,3in



220cm | 86,6in

Africa ref. AF03

LAMPSHADE TULIPA
Painted stainless steel
Acero inoxidable pintado

RECOMMENDED BULBS
BOMBILLAS RECOMENDADAS

230V - 50Hz

E27 LED Vintage- Max. 3x12 W

NET WEIGHT
PESO NETO

60kg | 132,7lb

One color to choose
Un color a elegir



120V - 60Hz

E26 LED - Max. 3x12 W



154x153x242 cm
60,6x60,2x95,7 in

272kg | 600lb

CUSTOM
COLOR

SUPPORT SOPORTE

Stainless steel
and painted steel
Acero inoxidable
y acero pintado

CABLE

Transparent or black
Transparente o negro
L 250cm | 98,4in



Certifications:



185cm | 72,8in

135x60cm | 53,1x23,6in



Arc ref. AC03

LAMPSHADE TULIPA
Cord Cordón

LIGHT SOURCE BUILT-IN
FUENTE DE LUZ INCLUIDA

230V - 50Hz

STRIP 85W 3000K 6850lm
built-in

NET WEIGHT
PESO NETO

15kg | 33,1lb

One color: white
Un color: blanco



42



54x160x210 cm
21,3x63x82,7 in

167kg | 368lb

100-240V - 60Hz

STRIP 85W 3000K 6850lm built-in

SUPPORT SOPORTE

Painted steel
Acero pintado

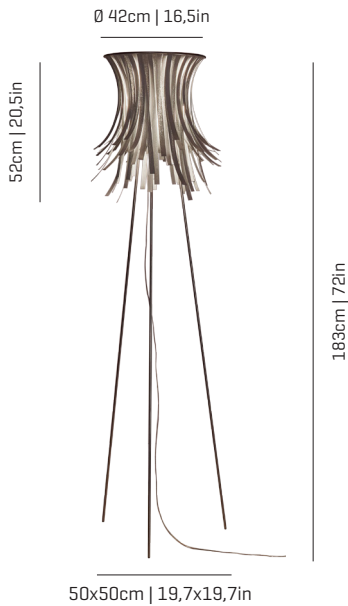
CABLE

Transparent
Transparente
L 300cm | 118,1in



Certifications:





Bety Eco ref. BEC003

LAMPSHADE TULIPA
Pressed Cellulose
Celulosa prensada

One color to choose
Un color a elegir



*pictured color: 43
*color de la fotografía: 43

SUPPORT SOPORTE
Stainless steel
Acero inoxidable

CABLE
Transparent or black
Transparente o negro
L 250cm | 98,4in

**RECOMMENDED BULBS
BOMBILLAS RECOMENDADAS**
230V - 50Hz

E27 LED Vintage- Max. 1x12 W

120V - 60Hz

E26 LED - Max. 1x12 W

**NET WEIGHT
PESO NETO**
5,5kg | 12,1lb




180x11x11 cm
70,9x4,3x4,3 in
47x47x63 cm
18,5x18,5x24,8 in
8kg | 17,6lb



Certifications:



35x30cm | 13,8x11,8in



Clara ref. CL03

LAMPSHADE TULIPA
Painted stainless steel
Acero inoxidable pintado

One color: white
Un color: blanco



SUPPORT SOPORTE
Painted steel and
stainless steel
Acero pintado y
acero inoxidable

CABLE
Transparent
Transparente
L 250cm | 98,4in

**LIGHT SOURCE BUILT-IN
FUENTE DE LUZ INCLUIDA**

230V - 50Hz

35W 2700K 3367lm built-in
upon request 3000K 3474lm



120-277V - 60Hz

35W 2700K 3367lm built-in
upon request 3000K 3474lm

**NET WEIGHT
PESO NETO**
10kg | 22lb



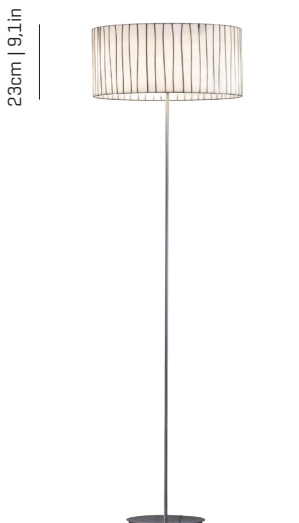
165x40x35 cm
65x15,7x13,8 in
15kg | 33,1lb



Certifications:





Ø 50cm | 19,7in



Curvas ref. CVO3G

LAMPSHADE TULIPA
Glass Vidrio

One color to choose
Un color a elegir



Top diffuser included
Incluye difusor superior

SUPPORT SOPORTE
Painted steel and
stainless steel
Acero pintado y acero
inoxidable

Dimmable
Regulable

CABLE
Transparent or black
Transparente o negro
L 250cm | 98,4in

**RECOMMENDED BULBS
BOMBILLAS RECOMENDADAS**

ONLY DIMMABLE LED BULBS

230V - 50Hz

E27 LED Vintage- Max. 4x12 W

120V - 60Hz

E26 LED - Max. 4x12 W

**NET WEIGHT
PESO NETO**
12,5kg | 25,6lb



185x45x25 cm
72,8x17,7x9,8 in
47x47x63 cm
18,5x18,5x24,8 in

15kg | 33,1lb



Certifications:





180cm | 70,9in

18x24cm | 7,1x9,4in

Ø 52cm | 20,5in



100cm | 39,4in

156cm | 61,4in

Ø38cm | 15in



40cm | 15,7in

163cm | 64,2in

Gea ref. GE03

LAMPSHADE TULIPA
Painted stainless steel
Acero inoxidable pintado

One color to choose
Un color a elegir



CUSTOM
COLOR

SUPPORT SOPORTE
Painted steel and
stainless steel
Acero pintado y acero
inoxidable

Dimmable
Regulable

CABLE
Transparent or black
Transparente o negro
L 350cm | 137,8in

RECOMMENDED BULBS
BOMBILLAS RECOMENDADAS

ONLY DIMMABLE LED BULBS

230V - 50Hz

E27 LED Vintage- Max. 5x12 W

120V - 60Hz

E26 LED - Max. 5x12 W

NET WEIGHT
PESO NETO

14,5kg | 32lb



188x44x26 cm
74x17,2x10,23 in

19kg | 41,9lb



Certifications:



Ura ref. UR03

LAMPSHADE TULIPA
Painted stainless steel
Acero inoxidable pintado

One color to choose
Un color a elegir



CUSTOM
COLOR

SUPPORT SOPORTE
Stainless steel
Acero inoxidable

Dimmable
Regulable

CABLE
Transparent or black
Transparente o negro
L 350cm | 137,8in

RECOMMENDED BULBS
BOMBILLAS RECOMENDADAS

ONLY DIMMABLE LED BULBS

230V - 50Hz

E27 LED Vintage- Max. 3x12 W

120V - 60Hz

E26 LED - Max. 3x12 W

NET WEIGHT
PESO NETO

7,6kg | 16,8lb



111x43x44cm
43,7x16,9x17,3 in

12,5kg | 27,6lb




Certifications:



Virginia ref. VG03A

LAMPSHADE TULIPA
Painted stainless steel
Acero inoxidable pintado

One color to choose
Un color a elegir



CUSTOM
COLOR

SUPPORT SOPORTE
Painted steel and
stainless steel
Acero pintado y acero
inoxidable

CABLE
Transparent
Transparente
L 250cm | 98,4in

RECOMMENDED BULBS
BOMBILLAS RECOMENDADAS

230V - 50Hz

E27 LED Vintage- Max. 1x12 W

120V - 60Hz

E26 LED - Max. 1x12 W

NET WEIGHT
PESO NETO

10,5kg | 23,1lb



155x11x11 cm
61x4,3x4,3 in
51x51x53 cm
20,7x20,7x20,9 in

12kg | 26,5lb



Certifications:





Virginia ref. VG03B

LAMPSHADE TULIPA

Painted stainless steel
Acero inoxidable pintado

One color to choose
Un color a elegir



CUSTOM
COLOR

SUPPORT SOPORTE

Painted steel and
stainless steel
Acero pintado y acero
inoxidable

CABLE

Transparent
Transparente
L 250cm | 98,4in

RECOMMENDED BULBS BOMBILLAS RECOMENDADAS

230V - 50Hz

E27 LED Vintage- Max. 1x12 W

120V - 60Hz

E26 LED - Max. 1x12 W

NET WEIGHT PESO NETO

10kg | 22lb



155x11x11 cm
61x4,3x4,3 in
44x44x40 cm
17,3x17,3x15,7 in

11,5kg | 25,3lb



Certifications:



V ref. VV03

LAMPSHADE TULIPA

Polycarbonate
Policarbonato

One color to choose
Un color a elegir



CUSTOM
COLOR

SUPPORT SOPORTE

Painted steel
Acero pintado

CABLE

Transparent or black
Transparente o negro
L 400cm | 157,54in

RECOMMENDED BULBS BOMBILLAS RECOMENDADAS

230V - 50Hz

E27 LED Vintage- Max. 1x8 W

120V - 60Hz

E26 LED - Max. 1x8 W

NET WEIGHT PESO NETO

12kg | 26,5lb



163x42x11 cm
64,2x16,5x4,3 in
84x84x38 cm
33x33x15 in

18,8kg | 41,4lb



Certifications:



PENDANT LAMPS

LÁMPARAS COLGANTES



LED

Aimei ref. AI04

LAMPSHADE TULIPA

Ash wood
Fresno

DIFFUSER DIFUSOR

Glass sphere
Esfera de vidrio

CANOPY FLORÓN

Steel gloss nickel-plated
Acero níquel-satinado

230V: Ø12cm | 4,7in
120V: Ø12cm | 4,7in

CABLE

Transparent
Transparente

Standard: 200cm | 78,7in
Lenght/largo customizable
120V: 200cm | 78,7in

LIGHT SOURCE BUILT-IN FUENTE DE LUZ INCLUIDA

230V - 50Hz

8W 2700K 960lm built-in
upon request 3000K 1067lm



Dimming system: PHASE CUT /
upon request DALI/ Switch DIM

100-277V - 60Hz

8W 2700K 960lm built-in
upon request 3000K 1067lm

Dimming system PHASE CONTROL & 0-10V
(only 120Vac TRIAC Dimmers)

NET WEIGHT PESO NETO

9,5kg | 21lb



95x95x88 cm
37,4x37,4x34,6 in
20kg | 44lb



Certifications:



80cm | 31,5in


80x80cm | 31,5x31,5in



Agasallo 1 ref. AG104

LAMPSHADE TULIPA
Painted stainless steel
Acero inoxidable pintado

One color to choose
Un color a elegir



CUSTOM
COLOR

Stainless steel painted in
matt black
Acero inoxidable pintado
en negro mate

CANOPY FLORÓN
Steel painted in matt black
Acero pintado en negro
mate
230V: Ø8cm | 3,1in
120V: Ø12cm | 4,7in

CABLE
Black
Negro
Standard: 150cm | 59,1in
Lenght/largo customizable
120V: 200cm | 78,7in

RECOMMENDED BULBS
BOMBILLAS RECOMENDADAS
230V - 50Hz

E27 LED Vintage- Max. 1x12 W

120V - 60Hz
 E26 LED - Max. 1x12 W

NET WEIGHT
PESO NETO
0,7kg | 1,5lb


46x24x25 cm
18,1x9,4x9,8 in
1,2kg | 2,6lb

EXT

Agasallo 1 ref. AG104-EXT

LAMPSHADE TULIPA
Painted stainless steel
Acero inoxidable pintado

One color to choose
Un color a elegir



CUSTOM
COLOR

CANOPY FLORÓN
Steel and stainless steel
coated with epoxy paint
in black
Acero y acero inoxidable
pintado en negro

Ø12cm | 4,7in

STANDARDS TESTED |
NORMAS ENSAYADAS
EN 60598
EN 60529

Degree IP | Grado IP
IP64

CABLE
Black waterproof
neoprene cable
H05RN-F
Cable de neopreno
negro resistente al agua
H05RN-F

Standard: 150cm | 59,1in
Lenght/largo customizable

RECOMMENDED BULBS
BOMBILLAS RECOMENDADAS
220-240V ~ 50/60Hz

E27 LED Vintage - Max. 1x15 W
BULB A60 G125 G95 ST64

Only LED BULB suitable for contact with
water and use in humid conditions
Solamente Bombillas LED aptas para
el contacto con el agua y utilización en
condiciones de humedad

not available in 120V

* Please note that for environments with a high salinity,
proper maintenance of the luminaire will be necessary. We
recommend cleaning it with a soft brush and remove salt,
dust, or dirt deposited by moisture or wind.
*Tenga en cuenta que para ambientes con alto grado de
salinidad, será necesario realizar un correcto mantenimiento
de la luminaria. Recomendamos limpiar con un cepillo suave y
retirar la sal, el polvo o la suciedad depositada por la humedad
o el viento.

NET WEIGHT
PESO NETO
0,8kg | 1,8lb


46x24x25 cm
18,1x9,4x9,8 in
1,2kg | 2,6lb



Agasallo 2 ref. AG204

LAMPSHADE TULIPA
Painted stainless steel
Acero inoxidable pintado

One color to choose
Un color a elegir



CUSTOM
COLOR

Stainless steel painted in
matt black
Acero inoxidable pintado
en negro mate

CANOPY FLORÓN
Steel painted in matt black
Acero pintado en negro
mate
230V: Ø8cm | 3,1in
120V: Ø12cm | 4,7in

CABLE
Black
Negro
Standard: 150cm | 59,1in
Lenght/largo customizable
120V: 200cm | 78,7in


RECOMMENDED BULBS
BOMBILLAS RECOMENDADAS
230V - 50Hz

E27 LED Vintage- Max. 1x12 W

120V - 60Hz
 E26 LED - Max. 1x12 W

NET WEIGHT
PESO NETO
1kg | 2,2lb

44x44x40 cm
17,3x17,3x15,7 in
2,6kg | 5,7lb



EXT

Agasallo 2 ref. AG204-EXT

LAMPSHADE TULIPA
Painted stainless steel
Acero inoxidable pintado

One color to choose
Un color a elegir



CUSTOM COLOR

CANOPY FLORÓN
Steel and stainless steel coated with epoxy paint in black
Acero y acero inoxidable pintado en negro

Ø12cm | 4,7in

STANDARDS TESTED | NORMAS ENSAYADAS
EN 60598
EN 60529

Degree IP | Grado IP
IP64

CABLE
Black waterproof neoprene cable
H05RN-F
Cable de neopreno negro resistente al agua
HR05RN-F

Standard: 150cm | 59,1in
Lenght/largo customizable

RECOMMENDED BULBS BOMBILLAS RECOMENDADAS

220-240V ~ 50/60Hz

E27 LED Vintage - Max. 1x15 W
BULB A60 G125 G95 ST64

Only LED BULB suitable for contact with water and use in humid conditions
Solamente Bombillas LED aptas para el contacto con el agua y utilización en condiciones de humedad

not available in 120V

* Please note that for environments with a high salinity, proper maintenance of the luminaire will be necessary. We recommend cleaning it with a soft brush and remove salt, dust, or dirt deposited by moisture or wind.
*Tenga en cuenta que para ambientes con alto grado de salinidad, será necesario realizar un correcto mantenimiento de la luminaria. Recomendamos limpiar con un cepillo suave y retirar la sal, el polvo o la suciedad depositada por la humedad o el viento.

NET WEIGHT PESO NETO

1,2kg | 2,6lb

44x44x40 cm
17,3x17,3x15,7 in
2,8kg | 6,2lb



Certifications:

39cm | 13in




Ø 32cm | 12,6in

Agasallo 3 ref. AG304

LAMPSHADE TULIPA
Painted stainless steel
Acero inoxidable pintado

One color to choose
Un color a elegir



CUSTOM COLOR

Stainless steel painted in matt black
Acero inoxidable pintado en negro mate

CANOPY FLORÓN
Steel painted in matt black
Acero pintado en negro mate

230V: Ø8cm | 3,1in
120V: Ø12cm | 4,7in

CABLE
Black
Negro

Standard: 150cm | 59,1in
Lenght/largo customizable
120V: 200cm | 78,7in

RECOMMENDED BULBS BOMBILLAS RECOMENDADAS

230V - 50Hz

E27 LED Vintage- Max. 1x12 W

120V - 60Hz

E26 LED - Max. 1x12 W

NET WEIGHT PESO NETO

1,3kg | 2,9lb

47x47x63 cm
18,5x18,5x24,8 in
3,4kg | 7,5lb



Certifications:

50cm | 19,7in




Ø 30cm | 11,8in

EXT

Agasallo 3 ref. AG304-EXT

LAMPSHADE TULIPA
Painted stainless steel
Acero inoxidable pintado

One color to choose
Un color a elegir



CUSTOM COLOR

CANOPY FLORÓN
Steel and stainless steel coated with epoxy paint in black
Acero y acero inoxidable pintado en negro

Ø12cm | 4,7in

STANDARDS TESTED | NORMAS ENSAYADAS
EN 60598
EN 60529

Degree IP | Grado IP
IP64

CABLE
Black waterproof neoprene cable
H05RN-F
Cable de neopreno negro resistente al agua
HR05RN-F

Standard: 150cm | 59,1in
Lenght/largo customizable

RECOMMENDED BULBS BOMBILLAS RECOMENDADAS

220-240V ~ 50/60Hz

E27 LED Vintage - Max. 1x15 W
BULB A60 G125 G95 ST64

Only LED BULB suitable for contact with water and use in humid conditions
Solamente Bombillas LED aptas para el contacto con el agua y utilización en condiciones de humedad

not available in 120V

* Please note that for environments with a high salinity, proper maintenance of the luminaire will be necessary. We recommend cleaning it with a soft brush and remove salt, dust, or dirt deposited by moisture or wind.
*Tenga en cuenta que para ambientes con alto grado de salinidad, será necesario realizar un correcto mantenimiento de la luminaria. Recomendamos limpiar con un cepillo suave y retirar la sal, el polvo o la suciedad depositada por la humedad o el viento.

NET WEIGHT PESO NETO

1,3kg | 3,3lb

47x47x63 cm
18,5x18,5x24,8 in
3,6kg | 7,9lb

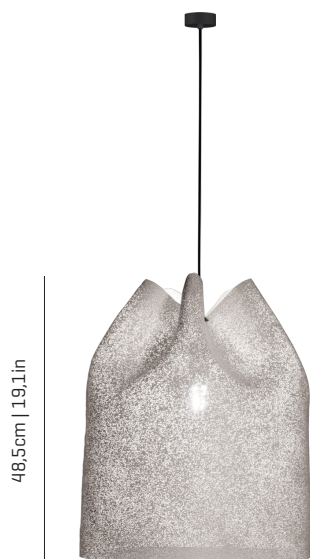


Certifications:

50cm | 19,7in



Ø 30cm | 11,8in




48,5cm | 19,1in

Ø 40cm | 15,7in

Agasallo 4 ref. AG404

LAMPSHADE TULIPA
Painted stainless steel
Acero inoxidable pintado

One color to choose
Un color a elegir



CUSTOM
COLOR

Stainless steel painted in
matt black
Acero inoxidable pintado
en negro mate

CANOPY FLORÓN
Steel painted in matt black
Acero pintado en negro
mate
230V: Ø8cm | 3,1in
120V: Ø12cm | 4,7in

CABLE
Black
Negro
Standard: 150cm | 59,1in
Lenght/largo customizable
120V: 200cm | 78,7in

RECOMMENDED BULBS
BOMBILLAS RECOMENDADAS
230V - 50Hz

E27 LED Vintage- Max. 1x12 W

120V - 60Hz
 E26 LED - Max. 1x12 W

NET WEIGHT
PESO NETO
1,5kg | 3,3lb



51x51x53 cm
20x20x20,9 in
3,7kg | 8,2lb




Certifications:

EXT

Agasallo 4 ref. AG404-EXT

LAMPSHADE TULIPA
Painted stainless steel
Acero inoxidable pintado

One color to choose
Un color a elegir



CUSTOM
COLOR

CANOPY FLORÓN
Steel and stainless steel
coated with epoxy paint
in black
Acero y acero inoxidable
pintado en negro

Ø12cm | 4,7in

STANDARDS TESTED |
NORMAS ENSAYADAS
EN 60598
EN 60529

Degree IP | Grado IP
IP64

CABLE
Black waterproof
neoprene cable
H05RN-F
Cable de neopreno
negro resistente al agua
HR05RN-F

Standard: 150cm | 59,1in
Lenght/largo customizable

RECOMMENDED BULBS
BOMBILLAS RECOMENDADAS
220-240V ~ 50/60Hz

E27 LED Vintage - Max. 1x15 W
BULB A60 G125 G95 ST64

Only LED BULB suitable for contact with
water and use in humid conditions
Solamente Bombillas LED aptas para
el contacto con el agua y utilización en
condiciones de humedad

not available in 120V

NET WEIGHT
PESO NETO
1,7kg | 3,7lb

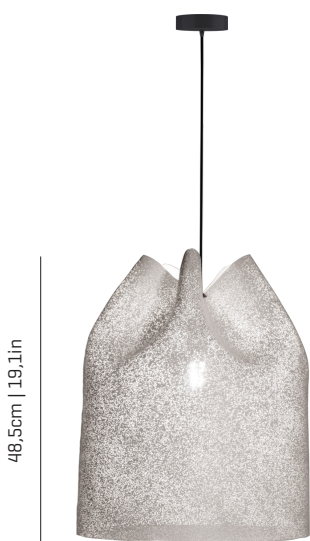


51x51x53 cm
20x20x20,9 in
3,9kg | 8,6lb



Certifications:

* Please note that for environments with a high salinity,
proper maintenance of the luminaire will be necessary. We
recommend cleaning it with a soft brush and remove salt,
dust, or dirt deposited by moisture or wind.
*Tenga en cuenta que para ambientes con alto grado de
salinidad, será necesario realizar un correcto mantenimiento
de la luminaria. Recomendamos limpiar con un cepillo suave y
retirar la sal, el polvo o la suciedad depositada por la humedad
o el viento.



48,5cm | 19,1in

Ø 40cm | 15,7in

LED

Anel ref. AN04

LAMPSHADE TULIPA
Painted stainless steel
Acero inoxidable pintado

One color | Un color



Painted steel
Acero pintado

Difusser included
Incluye difusor

CANOPY FLORÓN
Steel painted in matt white
Acero pintado en blanco
mate
230V: Ø8cm | 3,1in
120V: Ø12cm | 4,7in

CABLE
White
Blanco
Standard: 150cm | 59,1in
Lenght/largo customizable
120V: 200cm | 78,7in

LIGHT SOURCE BUILT-IN
FUENTE DE LUZ INCLUIDA

230V - 50Hz
 STRIP 30W 2700K 3540lm built-in
dimmmable TRIAC

120V - 60Hz
 STRIP 30W 2700K 3540lm built-in
dimmmable 0-10V

NET WEIGHT
PESO NETO
18kg | 39lb



72x72x30 cm
28.3x28.3x11.8 in
22kg | 48,8lb




Certifications:



20cm | 7,9in

Ø 60cm | 23,6in



Ø 60cm | 23,6in

LED

Anel ref. AN05

LAMPSHADE TULIPA

Painted stainless steel
Acero inoxidable pintado

One color | Un color



Difusser included
Incluye difusor

SUPPORT SOPORTE

Painted steel
Acero pintado

LIGHT SOURCE BUILT-IN FUENTE DE LUZ INCLUIDA

230V - 50Hz

STRIP 30W 2700K 3540lm built-in

120V - 60Hz

STRIP 30W 2700K 3540lm built-in

NET WEIGHT PESO NETO

18 kg | 39lb



72x72x30 cm
28.3x28.3x11.8 in
22 kg | 48,8lb



Certifications:
CE cUL US

UK CA NOM

25cm | 9,8in



73x60cm | 28,7x23,6in

Ballet Plié ref. BAPI04

LAMPSHADE TULIPA

Painted stainless steel
Acero inoxidable pintado

One color to choose
Un color a elegir



CUSTOM
COLOR

Stainless steel
Acero inoxidable

CANOPY FLORÓN

Steel gloss nickel-plated
Acero niquel-satinado

230V: Ø8cm | 3,1in
120V: Ø12cm | 4,7in

CABLE

Transparent or black
Transparente o negro
Standard: 150cm | 59,1in
Lenght/largo customizable
120V: 200cm | 78,7in

RECOMMENDED BULBS BOMBILLAS RECOMENDADAS

230V - 50Hz

E27 LED Vintage- Max. 1x12 W

120V - 60Hz

E26 LED - Max. 1x12 W

NET WEIGHT PESO NETO

1,2kg | 2,6lb



60x60x33 cm
23,6x23,6x13 in
3,6kg | 7,2lb



Certifications:
CE cUL US

UK CA NOM

25cm | 9,8in



73x60cm | 28,7x23,6in

LED

Ballet Plié ref. BAPI04-LD

LED / DIMMABLE

LAMPSHADE TULIPA

Painted stainless steel
Acero inoxidable pintado

One color to choose
Un color a elegir



CUSTOM
COLOR

Stainless steel
Acero inoxidable

Inside diffuser
Difusor interior

CANOPY FLORÓN

Steel gloss nickel-plated
Acero niquel-satinado

230V: Ø12cm | 4,7in
120V: Ø12cm | 4,7in

CABLE

Transparent or black
Transparente o negro
Standard: 150cm | 59,1in
Lenght/largo customizable
120V: 200cm | 78,7in

LIGHT SOURCE BUILT-IN FUENTE DE LUZ INCLUIDA

230V - 50Hz

17W 2700K 1645lm built-in
upon request 3000K 1776lm

Dimming system: PHASE CUT /
upon request DALI/ Switch DIM

100-277V - 60Hz

17W 2700K 1645lm built-in
upon request 3000K 1776lm

Dimming system PHASE CONTROL 0-10V
(only 120Vac TRIAC Dimmers)

NET WEIGHT PESO NETO

2,1kg | 4,6lb



60x60x33 cm
23,6x23,6x13 in
4,3kg | 9,7lb



Certifications:
CE cUL US

UK CA NOM

EXT

Ballet Plié ref. BAPI04-EXT



LAMPSHADE TULIPA
Painted stainless steel
Acero inoxidable pintado

One color to choose
Un color a elegir



CUSTOM COLOR

CANOPY FLORÓN
Steel and stainless steel coated with epoxy paint in black
Acero y acero inoxidable pintado en negro

Ø12cm | 4,7in

STANDARDS TESTED | NORMAS ENSAYADAS
EN 60598
EN 60529

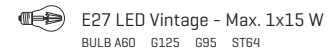
Degree IP | Grado IP
IP64

CABLE
Black waterproof neoprene cable
H05RN-F
Cable de neopreno negro resistente al agua
HRO5RN-F

Standard: 150cm | 59,1in
Lenght/largo customizable

RECOMMENDED BULBS BOMBILLAS RECOMENDADAS

220-240V ~ 50/60Hz



Only LED BULB suitable for contact with water and use in humid conditions
Solamente Bombillas LED aptas para el contacto con el agua y utilización en condiciones de humedad

not available in 120V

* Please note that for environments with a high salinity, proper maintenance of the luminaire will be necessary. We recommend cleaning it with a soft brush and remove salt, dust, or dirt deposited by moisture or wind.
*Tenga en cuenta que para ambientes con alto grado de salinidad, será necesario realizar un correcto mantenimiento de la luminaria. Recomendamos limpiar con un cepillo suave y retirar la sal, el polvo o la suciedad depositada por la humedad o el viento.

NET WEIGHT PESO NETO

2,1kg | 4,6lb



60x60x33 cm
23,6x23,6x13 in
4,3kg | 9,7lb




Certifications:
CE UK CA NOM

Ballet Relevé ref. BARE04



LAMPSHADE TULIPA
Painted stainless steel
Acero inoxidable pintado

One color to choose
Un color a elegir



CUSTOM COLOR

Stainless steel
Acero inoxidable

CANOPY FLORÓN
Steel gloss nickel-plated
Acero niquel-satinado

230V: Ø8cm | 3,1in
120V: Ø12cm | 4,7in

CABLE
Transparent or black
Transparente o negro
Standard: 150cm | 59,1in
Lenght/largo customizable
120V: 200cm | 78,7in

RECOMMENDED BULBS BOMBILLAS RECOMENDADAS

230V - 50Hz



120V - 60Hz



NET WEIGHT PESO NETO

1kg | 2,2lb



44x44x40 cm
17,3x17,3x15,7 in
2kg | 4,6lb



Certifications:
CE cUL us UK CA NOM


LED

Ballet Relevé ref. BARE04-LD LED / DIMMABLE



LAMPSHADE TULIPA
Painted stainless steel
Acero inoxidable pintado

One color to choose
Un color a elegir



CUSTOM COLOR

Stainless steel
Acero inoxidable

Bottom diffuser
Difusor inferior

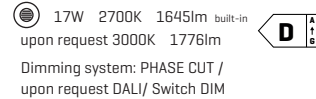
CANOPY FLORÓN
Steel gloss nickel-plated
Acero niquel-satinado

230V: Ø12cm | 4,7in
120V: Ø12cm | 4,7in

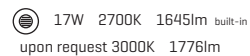
CABLE
Transparent or black
Transparente o negro
Standard: 150cm | 59,1in
Lenght/largo customizable
120V: 200cm | 78,7in

LIGHT SOURCE BUILT-IN FUENTE DE LUZ INCLUIDA

230V - 50Hz



100-277V - 60Hz



Dimming system PHASE CONTROL 0-10V (only 120Vac TRIAC Dimmers)

NET WEIGHT PESO NETO

1,7kg | 3,7lb



44x44x40 cm
17,3x17,3x15,7 in
2,8kg | 6,3lb



Certifications:
CE cUL us UK CA NOM

EXT

Ballet Relevé ref. BARE04-EXT



LAMPSHADE TULIPA
Painted stainless steel
Acero inoxidable pintado

One color to choose
Un color a elegir



CUSTOM
COLOR

CANOPY FLORÓN
Steel and stainless steel
coated with epoxy paint
in black
Acero y acero inoxidable
pintado en negro

Ø12cm | 4,7in

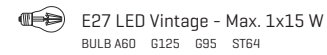
**STANDARDS TESTED |
NORMAS ENSAYADAS**
EN 60598
EN 60529

Degree IP | Grado IP
IP64

CABLE
Black waterproof
neoprene cable
H05RN-F
Cable de neopreno
negro resistente al agua
HRO5RN-F

Standard: 150cm | 59,1in
Lenght/largo customizable

**RECOMMENDED BULBS
BOMBILLAS RECOMENDADAS**
220-240V ~ 50/60Hz



Only LED BULB suitable for contact with
water and use in humid conditions
Solamente Bombillas LED aptas para
el contacto con el agua y utilización en
condiciones de humedad

not available in 120V

* Please note that for environments with a high salinity,
proper maintenance of the luminaire will be necessary. We
recommend cleaning it with a soft brush and remove salt,
dust, or dirt deposited by moisture or wind.
*Tenga en cuenta que para ambientes con alto grado de
salinidad, será necesario realizar un correcto mantenimiento
de la luminaria. Recomendamos limpiar con un cepillo suave
y retirar la sal, el polvo o la suciedad depositada por la
humedad o el viento.

**NET WEIGHT
PESO NETO**
1,7kg | 3,7lb



44x44x40 cm
17,3x17,3x15,7 in
2,8kg | 6,3lb



Certifications:
CE UK
CA NOM

Ballet Elancé ref. BALA04



LAMPSHADE TULIPA
Painted stainless steel
Acero inoxidable pintado

One color to choose
Un color a elegir



CUSTOM
COLOR

Stainless steel
Acero inoxidable

CANOPY FLORÓN
Steel gloss nickel-plated
Acero níquel-satinado

230V: Ø8cm | 3,1in
120V: Ø12cm | 4,7in

CABLE
Transparent or black
Transparente o negro
Standard: 150cm | 59,1in
Lenght/largo customizable
120V: 200cm | 78,7in

**RECOMMENDED BULBS
BOMBILLAS RECOMENDADAS**
230V - 50Hz



120V - 60Hz



**NET WEIGHT
PESO NETO**
1,1kg | 2,4lb



44x44x40 cm
17,3x17,3x15,7 in
2,4kg | 5,3lb



Certifications:
CE cUL
CA NOM


LED

Ballet Elancé ref. BALA04-LD LED / DIMMABLE



LAMPSHADE TULIPA
Painted stainless steel
Acero inoxidable pintado

One color to choose
Un color a elegir



CUSTOM
COLOR

Stainless steel
Acero inoxidable

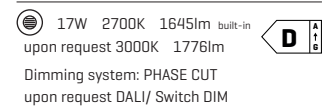
Inside diffuser
Difusor interior

CANOPY FLORÓN
Steel gloss nickel-plated
Acero níquel-satinado

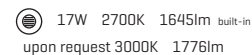
230V: Ø12cm | 4,7in
120V: Ø12cm | 4,7in

CABLE
Transparent or black
Transparente o negro
Standard: 150cm | 59,1in
Lenght/largo customizable
120V: 200cm | 78,7in

**LIGHT SOURCE BUILT-IN
FUENTE DE LUZ INCLUIDA**
230V - 50Hz



100-277V - 60Hz



Dimming system PHASE CONTROL & 0-10V
[only 120Vac TRIAC Dimmers]

**NET WEIGHT
PESO NETO**
1,9kg | 4,2lb



44x44x40 cm
17,3x17,3x15,7 in
3,2kg | 7lb



Certifications:
CE cUL
CA NOM

42cm | 16.5in



47x36cm | 18,5x14,2in

EXT

Ballet Elancé ref. BALA04-EXT

LAMPSHADE TULIPA
Painted stainless steel
Acero inoxidable pintado

One color to choose
Un color a elegir



CUSTOM
COLOR

CANOPY FLORÓN
Steel and stainless steel
coated with epoxy paint
in black
Acero y acero inoxidable
pintado en negro

Ø12cm | 4,7in

**STANDARDS TESTED |
NORMAS ENSAYADAS**
EN 60598
EN 60529

Degree IP | Grado IP
IP64

CABLE
Black waterproof
neoprene cable
H05RN-F
Cable de neopreno
negro resistente al agua
H05RN-F

Standard: 150cm | 59,1in
Lenght/largo customizable

**RECOMMENDED BULBS
BOMBILLAS RECOMENDADAS**

220-240V ~ 50/60Hz

E27 LED Vintage - Max. 1x15 W
BULB A60 G125 G95 ST64

Only LED BULB suitable for contact with
water and use in humid conditions
Solamente Bombillas LED aptas para
el contacto con el agua y utilización en
condiciones de humedad

not available in 120V

* Please note that for environments with a high salinity,
proper maintenance of the luminaire will be necessary. We
recommend cleaning it with a soft brush and remove salt,
dust, or dirt deposited by moisture or wind.
*Tenga en cuenta que para ambientes con alto grado de
salinidad, será necesario realizar un correcto mantenimiento
de la luminaria. Recomendamos limpiar con un cepillo suave
y retirar la sal, el polvo o la suciedad depositada por la
humedad o el viento.

**NET WEIGHT
PESO NETO**
1,9kg | 4,2lb



44x44x40 cm
17,3x17,3x15,7 in
3,2kg | 7lb



Certifications:

52cm | 20.5in



Ø 42cm | 16,5in

Bety Eco ref. BEC004

LAMPSHADE TULIPA
Pressed Cellulose
Celulosa prensada

One color to choose
Un color a elegir



*pictured color: 42
*color de la fotografía: 42

CANOPY FLORÓN
Steel gloss nickel-plated
Acero niquel-satinado

230V: Ø8cm | 3,1in
120V: Ø12cm | 4,7in

CABLE
Transparent or black
Transparente o negro
Standard: 150cm | 59,1in
Lenght/largo customizable
120V: 200cm | 78,7in

**RECOMMENDED BULBS
BOMBILLAS RECOMENDADAS**

230V - 50Hz

E27 LED Vintage- Max. 1x12 W

120V - 60Hz

E26 LED - Max. 1x12 W

**NET WEIGHT
PESO NETO**
2,1kg | 4,6lb



47x47x63 cm
18,5x18,5x24,8 in
3kg | 6,6lb



Certifications:

LED

Bety Eco ref. BEC004-LD

LED / DIMMABLE

LAMPSHADE TULIPA
Pressed Cellulose
Celulosa prensada

One color to choose
Un color a elegir



*pictured color: 42
*color de la fotografía: 42

CANOPY FLORÓN
Steel gloss nickel-plated
Acero niquel-satinado

230V: Ø12cm | 4,7in
120V: Ø12cm | 4,7in

CABLE
Transparent or black
Transparente o negro
Standard: 150cm | 59,1in
Lenght/largo customizable
120V: 200cm | 78,7in

**LIGHT SOURCE BUILT-IN
FUENTE DE LUZ INCLUIDA**

230V - 50Hz

17W 2700K 1645lm built-in
upon request 3000K 1776lm
Dimming system: PHASE CUT
upon request DALI/ Switch DIM

100-277V - 60Hz

17W 2700K 1645lm built-in
upon request 3000K 1776lm
Dimming system PHASE CONTROL 0-10V
(only 120Vac TRIAC Dimmers)

**NET WEIGHT
PESO NETO**
2,5kg | 5,5lb



47x47x63 cm
18,5x18,5x24,8 in
4kg | 8,8lb



Certifications:

52cm | 20.5in



Ø 42cm | 16,5in



Blum ref. BLO4

LAMPSHADE TULIPA

Painted stainless steel thread
Hilo de acero inoxidable pintado

One color : white
Un color: blanco



CANOPY FLORÓN

Steel gloss nickel-plated
Acero níquel-satinado

230V: Ø8cm | 3,1in
120V: Ø12cm | 4,7in

CABLE

Transparent or black
Transparente o negro
Standard: 150cm | 59,1in
Lenght/largo customizable
120V: 200cm | 78,7in

RECOMMENDED BULBS BOMBILLAS RECOMENDADAS

230V - 50Hz

E27 LED Vintage- Max. 1x12 W

E27 LED Standard- Max. 1x12 W

120V - 60Hz

E26 LED - Max. 1x12 W

NET WEIGHT PESO NETO

1,3kg | 2,9lb



44x44x40 cm
17,3x17,3x15,7 in
2,7kg | 5,1lb



Certifications:



Bold ref. B004

LAMPSHADE TULIPA

Triple opal glass
Vidrio Opal triple

One color
Un color



Painted aluminum
Aluminio pintado

CANOPY FLORÓN

Steel painted in black
Acero pintado en negro

230V: Ø13cm | 5,1in
120V: Ø13cm | 5,1in

CABLE

Black
Negro
Standard: 150cm | 59,1in
Lenght/largo customizable
120V: 200cm | 78,7in

LIGHT SOURCE BUILT-IN FUENTE DE LUZ INCLUIDA

230V - 50Hz

8W 3000K 750lm built-in

100-277V - 60Hz

8W 3000K 750lm built-in

NET WEIGHT PESO NETO

1,3kg | 1,3lb



30x30x30 cm
11,8x11,8x11,8 in
1,5kg | 3,3lb



Certifications:



Cabana ref. CB04

LAMPSHADE TULIPA

3D Knit | Punto 3D

One color to choose
Un color a elegir



Painted aluminium
Aluminio pintado

CANOPY FLORÓN

Steel painted in matt black
Acero pintado en negro mate

230V: Ø8cm | 3,1in
120V: Ø12cm | 4,7in

CABLE

Black
Negro
Standard: 150cm | 59,1in
Lenght/largo customizable
120V: 200cm | 78,7in

RECOMMENDED BULBS BOMBILLAS RECOMENDADAS

230V - 50Hz

E27 LED Opal- Max. 1x12 W
1521 lm recommended bulb

120V - 60Hz

E26 LED Opal - Max. 1x12 W
1521 lm recommended bulb

NET WEIGHT PESO NETO

1,5kg | 3,3b

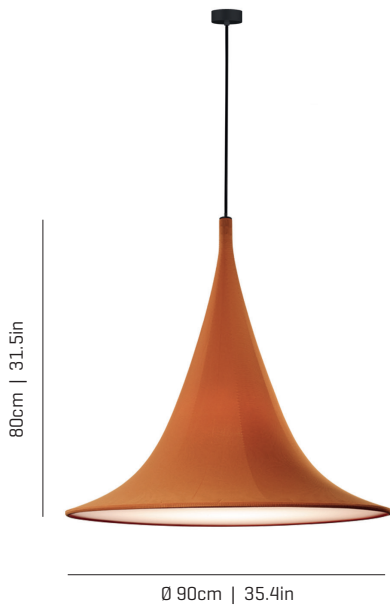


71x71x16 cm
28x28x6,3 in
2,5kg | 5,5lb



Certifications:





Cabana ref. CB04G

LAMPSHADE TULIPA

3D Knit | Punto 3D

One color to choose
Un color a elegir



Painted aluminium
Aluminio pintado

CANOPY FLORÓN

Steel painted in matt black
Acero pintado en negro mate

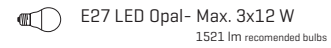
230V: Ø8cm | 3,1in
120V: Ø12cm | 4,7in

CABLE

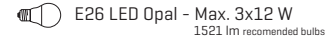
Black
Negro
Standard: 150cm | 59,1in
Length/largo customizable
120V: 200cm | 78,7in

RECOMMENDED BULBS BOMBILLAS RECOMENDADAS

230V - 50Hz



120V - 60Hz



NET WEIGHT PESO NETO

3,5kg | 7,7lb



102x102x13 cm
40,1x40,1x5,1 in

5kg | 11lb



Certifications:




LED

Cambo ref. CM104

LAMPSHADE TULIPA

Painted stainless steel
Acero inoxidable pintado

One color to choose
Un color a elegir



Beech wood
Madera de haya

Painted aluminum
Aluminio pintado

Built-in diffuser
Difusor incorporado

CANOPY FLORÓN

Steel painted in mat black
Acero pintado en negro mate

230V: Ø12cm | 4,7in
120V: Ø12cm | 4,7in

CABLE

Black
Negro
Standard: 150cm | 59,1in
Length/largo customizable
120V: 200cm | 78,7in

LIGHT SOURCE BUILT IN FUENTE DE LUZ INCLUIDA

230V - 50Hz



Dimming system: PHASE CUT

100-277V - 60Hz



Dimming system: PHASE CONTROL & 0-10V
(only 120Vac TRIAC Dimmers)

NET WEIGHT PESO NETO

1,2kg | 2,1lb



64x39x28 cm
25,2x15,3x11 in

2,8kg | 6,3lb



Certifications:




LED

Cambo ref. CM104G

LAMPSHADE TULIPA

Painted stainless steel
Acero inoxidable pintado

One color to choose
Un color a elegir



Beech wood
Madera de haya

Painted aluminum
Aluminio pintado

Built-in diffuser
Difusor incorporado

CANOPY FLORÓN

Steel painted in matt black
Acero pintado en negro mate

230V: Ø12cm | 4,7in
120V: Ø12cm | 4,7in

CABLE

Black
Negro
Standard: 150cm | 59,1in
Length/largo customizable
120V: 200cm | 78,7in

LIGHT SOURCE BUILT IN FUENTE DE LUZ INCLUIDA

230V - 50Hz



Dimming system: PHASE CUT

100-277V - 60Hz



Dimming system: PHASE CONTROL & 0-10V
(only 120Vac TRIAC Dimmers)

NET WEIGHT PESO NETO

1,4kg | 3,1lb



84x39x28 cm
33,1x15,3x11 in

2,9kg | 6,6lb



Certifications:






Cambo ref. CM304

LAMPSHADE TULIPA
Painted stainless steel
Acero inoxidable pintado

One color to choose
Un color a elegir



Beech wood
Madera de haya

Painted aluminum
Aluminio pintado

Built-in diffuser
Difusor incorporado

CANOPY FLORÓN
Steel painted in matt black
Acero pintado en negro mate

230V: Ø12cm | 4,7in
120V: Ø12cm | 4,7in

CABLE
Black
Negro

Standard: 150cm | 59,1in
Length/largo customizable
120V: 200cm | 78,7in

LIGHT SOURCE BUILT IN
FUENTE DE LUZ INCLUIDA

230V - 50Hz



Dimming system: PHASE CUT

100-277V - 60Hz



Dimming system: PHASE CONTROL & 0-10V
(only 120Vac TRIAC Dimmers)

NET WEIGHT
PESO NETO

1,4kg | 3,1lb



84x39x28 cm
33,1x15,3x11 in
2,9kg | 6,6lb



Certifications:
CE cUL US




75cm | 29.5in



Cambo ref. CM304G

LAMPSHADE TULIPA
Painted stainless steel
Acero inoxidable pintado

One color to choose
Un color a elegir



Beech wood
Madera de haya

Painted aluminum
Aluminio pintado

Built-in diffuser
Difusor incorporado

CANOPY FLORÓN
Steel painted in matt black
Acero pintado en negro mate

230V: Ø12cm | 4,7in
120V: Ø12cm | 4,7in

CABLE
Black
Negro

Standard: 150cm | 59,1in
Length/largo customizable
120V: 200cm | 78,7in

LIGHT SOURCE BUILT IN
FUENTE DE LUZ INCLUIDA

230V - 50Hz



Dimming system: PHASE CUT

100-277V - 60Hz



Dimming system: PHASE CONTROL & 0-10V
(only 120Vac TRIAC Dimmers)

NET WEIGHT
PESO NETO

1,4kg | 3,1lb



84x39x28 cm
33,1x15,3x11 in
2,9kg | 6,6lb



Certifications:
CE cUL US



35cm | 13.8in



Caos ref. CA04A

LAMPSHADE TULIPA
Cord
Cordón

One color to choose
Un color a elegir



Stainless steel
Acero inoxidable

CANOPY FLORÓN
Steel gloss nickel-plated
Acero níquel-satinado

230V: Ø8cm | 3,1in
120V: Ø12cm | 4,7in

CABLE

Transparent or black
Transparente o negro

Standard: 150cm | 59,1in
Length/largo customizable
120V: 200cm | 78,7in

RECOMMENDED BULBS
BOMBILLAS RECOMENDADAS

230V - 50Hz



120V - 60Hz



NET WEIGHT
PESO NETO

1,1kg | 2,4lb



44x44x40 cm
17,3x17,3x15,7 in
1,5kg | 3,3lb



Certifications:
CE cUL US





Caos ref. CA04A-LD

LED / DIMMABLE



35cm | 13,8in

Ø 35cm | 13,8in

LAMPSHADE TULIPA

Cord
Cordón

One color to choose
Un color a elegir



Stainless steel
Acero inoxidable

Bottom diffuser
Difusor inferior

CANOPY FLORÓN

Steel gloss nickel-plated
Acero niquel-satinado

230V: Ø12cm | 4,7in
120V: Ø12cm | 4,7in

CABLE

Transparent or black
Transparente o negro

Standard: 150cm | 59,1in
Lenght/largo customizable
120V: 200cm | 78,7in

LIGHT SOURCE BUILT-IN FUENTE DE LUZ INCLUIDA

230V - 50Hz

17W 2700K 1645lm built-in
upon request 3000K 1776lm

Dimming system: PHASE CUT /
upon request DALI/ Switch DIM



NET WEIGHT PESO NETO

1,8kg | 4lb



44x44x40 cm
17,3x17,3x15,7 in
2kg | 4,6lb



Certifications:
CE cULus



Caos ref. CA04B

RECOMMENDED BULBS BOMBILLAS RECOMENDADAS

230V - 50Hz

E27 LED Vintage- Max. 1x12 W

NET WEIGHT PESO NETO

1,1kg | 2,4lb



36x36x31 cm
14,2x14,2x12,2 in
1,5kg | 3,3lb



Certifications:
CE cULus



25cm | 9,8in

Ø 35cm | 13,8in

LAMPSHADE TULIPA

Cord
Cordón

One color to choose
Un color a elegir



Stainless steel
Acero inoxidable

CANOPY FLORÓN

Steel gloss nickel-plated
Acero niquel-satinado

230V: Ø8cm | 3,1in
120V: Ø12cm | 4,7in

CABLE

Transparent or black
Transparente o negro

Standard: 150cm | 59,1in
Lenght/largo customizable
120V: 200cm | 78,7in

120V - 60Hz

E26 LED - Max. 1x12 W



Caos ref. CA04B-LD

LED / DIMMABLE



25cm | 9,8in

Ø 35cm | 13,8in

LAMPSHADE TULIPA

Cord
Cordón

One color to choose
Un color a elegir



Stainless steel
Acero inoxidable

Bottom diffuser
Difusor inferior

CANOPY FLORÓN

Steel gloss nickel-plated
Acero niquel-satinado

230V: Ø12cm | 4,7in
120V: Ø12cm | 4,7in

CABLE

Transparent or black
Transparente o negro

Standard: 150cm | 59,1in
Lenght/largo customizable
120V: 200cm | 78,7in

LIGHT SOURCE BUILT-IN FUENTE DE LUZ INCLUIDA

230V - 50Hz

17W 2700K 1645lm built-in
upon request 3000K 1776lm

Dimming system: PHASE CUT /
upon request DALI/ Switch DIM



NET WEIGHT PESO NETO

1,7kg | 3,7lb



36x36x31 cm
14,2x14,2x12,2 in
2kg | 4,6lb



Certifications:
CE cULus



Caos ref. CA04AG



LAMPSHADE TULIPA
Cord
Cordón

One color to choose
Un color a elegir



Stainless steel
Acero inoxidable

CANOPY FLORÓN
Steel gloss nickel-plated
Acero níquel-satinado

230V: Ø8cm | 3,1in
120V: Ø12cm | 4,7in

CABLE
Transparent or black
Transparente o negro
Standard: 150cm | 59,1in
Length/largo customizable
120V: 200cm | 78,7in

RECOMMENDED BULBS
BOMBILLAS RECOMENDADAS
230V - 50Hz

E27 LED Vintage- Max. 1x12 W

120V - 60Hz

E26 LED - Max. 1x12 W

NET WEIGHT
PESO NETO
1,7kg | 3,7lb



51x51x53 cm
20x20x20,9 in
3,8kg | 8,6lb



Certifications:



LED

Caos ref. CA04AG-LD

LED / DIMMABLE



LAMPSHADE TULIPA
Cord
Cordón

One color to choose
Un color a elegir



Stainless steel
Acero inoxidable

Bottom diffuser
Difusor inferior

CANOPY FLORÓN
Steel gloss nickel-plated
Acero níquel-satinado

230V: Ø12cm | 4,7in
120V: Ø12cm | 4,7in

CABLE
Transparent or black
Transparente o negro
Standard: 150cm | 59,1in
Length/largo customizable
120V: 200cm | 78,7in

LIGHT SOURCE BUILT-IN
FUENTE DE LUZ INCLUIDA
230V - 50Hz

17W 2700K 1645lm built-in
upon request 3000K 1776lm

Dimming system: PHASE CUT /
upon request DALI/ Switch DIM

100-277V - 60Hz

17W 2700K 1645lm built-in
upon request 3000K 1776lm

Dimming system PHASE CONTROL & 0-10V
(only 120Vac TRIAC Dimmers)

NET WEIGHT
PESO NETO
2,3kg | 5,1lb



51x51x53 cm
20x20x20,9 in
4kg | 8,8lb



Certifications:




Coral Cay ref. COCY04



LAMPSHADE TULIPA
Painted stainless steel
Acero inoxidable pintado

One color to choose
Un color a elegir



CUSTOM
COLOR

Stainless steel
Acero inoxidable

CANOPY FLORÓN
Steel gloss nickel-plated
Acero níquel-satinado

230V: Ø8cm | 3,1in
120V: Ø12cm | 4,7in

CABLE
Transparent or black
Transparente o negro
Standard: 150cm | 59,1in
Length/largo customizable
120V: 200cm | 78,7in

RECOMMENDED BULBS
BOMBILLAS RECOMENDADAS
230V - 50Hz

E27 LED Vintage- Max. 1x12 W

120V - 60Hz

E26 LED - Max. 1x12 W

NET WEIGHT
PESO NETO
1,1kg | 2,4lb



36x36x31 cm
14,2x14,2x12,2 in
1,6kg | 3,4lb



Certifications:





Coral Cay ref. COCY04-LD

LED / DIMMABLE



LAMPSHADE TULIPA
Painted stainless steel
Acero inoxidable pintado

One color to choose
Un color a elegir



CUSTOM COLOR

Stainless steel
Acero inoxidable

Bottom diffuser
Difusor inferior

CANOPY FLORÓN
Steel gloss nickel-plated
Acero níquel-satinado

230V: Ø12cm | 4,7in
120V: Ø12cm | 4,7in

CABLE
Transparent or black
Transparente o negro

Standard: 150cm | 59,1in
Lenght/largo customizable
120V: 200cm | 78,7in

LIGHT SOURCE BUILT-IN
FUENTE DE LUZ INCLUIDA

230V - 50Hz

17W 2700K 1645lm built-in
upon request 3000K 1776lm

Dimming system: PHASE CUT /
upon request DALI/ Switch DIM



100-277V - 60Hz

17W 2700K 1645lm built-in
upon request 3000K 1776lm

Dimming system PHASE CONTROL & 0-10V
(only 120Vac TRIAC Dimmers)

NET WEIGHT
PESO NETO

1,3kg | 2,9lb



36x36x31 cm
14,2x14,2x12,2 in
2,1kg | 4,1lb



Certifications:
CE cUL us

UK CA NOM

Coral Galaxea ref. COGA04



LAMPSHADE TULIPA
Painted stainless steel
Acero inoxidable pintado

One color to choose
Un color a elegir



CUSTOM COLOR

Stainless steel
Acero inoxidable

CANOPY FLORÓN
Steel gloss nickel-plated
Acero níquel-satinado

230V: Ø8cm | 3,1in
120V: Ø12cm | 4,7in

CABLE
Transparent or black
Transparente o negro

Standard: 150cm | 59,1in
Lenght/largo customizable
120V: 200cm | 78,7in

RECOMMENDED BULBS
BOMBILLAS RECOMENDADAS

230V - 50Hz

E27 LED Vintage- Max. 1x12 W

120V - 60Hz

E26 LED - Max. 1x12 W

NET WEIGHT
PESO NETO

1,2kg | 2,6lb



36x36x31 cm
14,2x14,2x12,2 in
1,7kg | 3,7lb



Certifications:
CE cUL us

UK CA NOM




Coral Galaxea ref. COGA04-LD

LED / DIMMABLE



LAMPSHADE TULIPA
Painted stainless steel
Acero inoxidable pintado

One color to choose
Un color a elegir



CUSTOM COLOR

Stainless steel
Acero inoxidable

Bottom diffuser
Difusor inferior

CANOPY FLORÓN
Steel gloss nickel-plated
Acero níquel-satinado

230V: Ø12cm | 4,7in
120V: Ø12cm | 4,7in

CABLE
Transparent or black
Transparente o negro

Standard: 150cm | 59,1in
Lenght/largo customizable
120V: 200cm | 78,7in

LIGHT SOURCE BUILT-IN
FUENTE DE LUZ INCLUIDA

230V - 50Hz

17W 2700K 1645lm built-in
upon request 3000K 1776lm

Dimming system: PHASE CUT /
upon request DALI/ Switch DIM



100-277V - 60Hz

17W 2700K 1645lm built-in
upon request 3000K 1776lm

Dimming system PHASE CONTROL & 0-10V
(only 120Vac TRIAC Dimmers)

NET WEIGHT
PESO NETO

1,9kg | 4,2lb



36x36x31 cm
14,2x14,2x12,2 in
2,7kg | 5,9lb



Certifications:
CE cUL us

UK CA NOM



Coral Reef ref. CORE04

LAMPSHADE TULIPA

Painted stainless steel
Acero inoxidable pintado

One color to choose
Un color a elegir



CUSTOM
COLOR

Stainless steel
Acero inoxidable

CANOPY FLORÓN

Steel gloss nickel-plated
Acero níquel-satinado

230V: Ø8cm | 3,1in
120V: Ø12cm | 4,7in

CABLE

Transparent or black
Transparente o negro

Standard: 150cm | 59,1in
Lenght/largo customizable
120V: 200cm | 78,7in

RECOMMENDED BULBS BOMBILLAS RECOMENDADAS

230V - 50Hz

E27 LED Vintage- Max. 1x12 W

120V - 60Hz

E26 LED - Max. 1x12 W

NET WEIGHT PESO NETO

1,6kg | 3,5lb



65x32x23 cm
25,5x12,6x9,1 in
2,2kg | 4,8lb



Certifications:



Coral Reef ref. CORE04-LD LED / DIMMABLE



LAMPSHADE TULIPA

Painted stainless steel
Acero inoxidable pintado

One color to choose
Un color a elegir



CUSTOM
COLOR

Stainless steel
Acero inoxidable

Bottom diffuser
Difusor inferior

CANOPY FLORÓN

Steel gloss nickel-plated
Acero níquel-satinado

230V: Ø12cm | 4,7in
120V: Ø12cm | 4,7in

CABLE

Transparent or black
Transparente o negro

Standard: 150cm | 59,1in
Lenght/largo customizable
120V: 200cm | 78,7in

LIGHT SOURCE BUILT-IN FUENTE DE LUZ INCLUIDA

230V - 50Hz

17W 2700K 1645lm built-in
upon request 3000K 1776lm

Dimming system: PHASE CUT /
upon request DALI/ Switch DIM



100-277V - 60Hz

17W 2700K 1645lm built-in
upon request 3000K 1776lm

Dimming system PHASE CONTROL & 0-10V
[only 120Vac TRIAC Dimmers]

NET WEIGHT PESO NETO

2,4kg | 5,3lb



66x32x23 cm
26x12,6x9,1 in
2,9kg | 6,4lb



Certifications:




Coral Sea ref. COSE04



LAMPSHADE TULIPA

Painted stainless steel
Acero inoxidable pintado

One color to choose
Un color a elegir



CUSTOM
COLOR

Stainless steel
Acero inoxidable

CANOPY FLORÓN

Steel gloss nickel-plated
Acero níquel-satinado

230V: Ø8cm | 3,1in
120V: Ø12cm | 4,7in

CABLE

Transparent or black
Transparente o negro

Standard: 150cm | 59,1in
Lenght/largo customizable
120V: 200cm | 78,7in

RECOMMENDED BULBS BOMBILLAS RECOMENDADAS

230V - 50Hz

E27 LED Vintage- Max. 1x12 W

120V - 60Hz

E26 LED - Max. 1x12 W

NET WEIGHT PESO NETO

1,4kg | 3,1lb



36x36x31 cm
14,2x14,2x12,2 in
2kg | 4,4lb



Certifications:





25cm | 9,8in

Ø 35cm | 13,8in



Coral Sea ref. COSE04-LD

LED / DIMMABLE

LAMPSHADE TULIPA
Painted stainless steel
Acero inoxidable pintado

One color to choose
Un color a elegir



CUSTOM COLOR

Stainless steel
Acero inoxidable

Bottom diffuser
Difusor inferior

CANOPY FLORÓN
Steel gloss nickel-plated
Acero níquel-satinado

230V: Ø12cm | 4,7in
120V: Ø12cm | 4,7in

CABLE
Transparent or black
Transparente o negro

Standard: 150cm | 59,1in
Lenght/largo customizable
120V: 200cm | 78,7in

LIGHT SOURCE BUILT-IN
FUENTE DE LUZ INCLUIDA

230V - 50Hz

17W 2700K 1645lm built-in
upon request 3000K 1776lm

Dimming system: PHASE CUT /
upon request DALI/ Switch DIM

100-277V - 60Hz

17W 2700K 1645lm built-in
upon request 3000K 1776lm

Dimming system PHASE CONTROL & 0-10V
(only 120Vac TRIAC Dimmers)

NET WEIGHT
PESO NETO

1,9kg | 4,2lb



44x44x40 cm
17,3x17,3x15,7 in
2,5kg | 5,5lb



Certifications:




32cm | 12,6in

Ø 44cm | 17,3in

Coral Seaurchin ref. COAU04

LAMPSHADE TULIPA
Painted stainless steel
Acero inoxidable pintado

One color to choose
Un color a elegir



CUSTOM COLOR

Stainless steel
Acero inoxidable

CANOPY FLORÓN
Steel gloss nickel-plated
Acero níquel-satinado

230V: Ø8cm | 3,1in
120V: Ø12cm | 4,7in

CABLE
Transparent or black
Transparente o negro

Standard: 150cm | 59,1in
Lenght/largo customizable
120V: 200cm | 78,7in

RECOMMENDED BULBS
BOMBILLAS RECOMENDADAS

230V - 50Hz

E27 LED Vintage- Max. 1x12 W

120V - 60Hz

E26 LED - Max. 1x12 W

NET WEIGHT
PESO NETO

1,7kg | 3,7lb



44x44x40 cm
17,3x17,3x15,7 in
2,9kg | 6,4lb



Certifications:




Coral Seaurchin ref. COAU04-LD

LED / DIMMABLE

LAMPSHADE TULIPA
Painted stainless steel
Acero inoxidable pintado

One color to choose
Un color a elegir



CUSTOM COLOR

Stainless steel
Acero inoxidable

Bottom diffuser
Difusor inferior

CANOPY FLORÓN
Steel gloss nickel-plated
Acero níquel-satinado

230V: Ø12cm | 4,7in
120V: Ø12cm | 4,7in

CABLE
Transparent or black
Transparente o negro

Standard: 150cm | 59,1in
Lenght/largo customizable
120V: 200cm | 78,7in

LIGHT SOURCE BUILT-IN
FUENTE DE LUZ INCLUIDA

230V - 50Hz

17W 2700K 1645lm built-in
upon request 3000K 1776lm

Dimming system: PHASE CUT /
upon request DALI/ Switch DIM

100-277V - 60Hz

17W 2700K 1645lm built-in
upon request 3000K 1776lm

Dimming system PHASE CONTROL & 0-10V
(only 120Vac TRIAC Dimmers)

NET WEIGHT
PESO NETO

2,4kg | 5,3lb



44x44x40 cm
17,3x17,3x15,7 in
3kg | 6,9lb



Certifications:



32cm | 12,6in

Ø 44cm | 17,3in

Coral Seaurchin ref. COAU04G



LAMPSHADE TULIPA
Painted stainless steel
Acero inoxidable pintado

One color to choose
Un color a elegir



CUSTOM
COLOR

Stainless steel
Acero inoxidable

CANOPY FLORÓN
Steel gloss nickel-plated
Acero niquel-satinado

230V: Ø12cm | 4,7in
120V: Ø12cm | 4,7in

CABLE
Transparent or black
Transparente o negro
Standard: 150cm | 59,1in
Lenght/largo customizable
120V: 200cm | 78,7in

RECOMMENDED BULBS
BOMBILLAS RECOMENDADAS
230V - 50Hz

E27 LED Vintage- Max. 4x12 W

120V - 60Hz

E26 LED - Max. 4x12 W

NET WEIGHT
PESO NETO
4,5kg | 9,9lb



71x71x43 cm
28x28x17 in
7,2kg | 15,9lb



Certifications:




LED Coral Seaurchin ref. COAU04G-LD LED / DIMMABLE



LAMPSHADE TULIPA
Painted stainless steel
Acero inoxidable pintado

One color to choose
Un color a elegir



CUSTOM
COLOR

Stainless steel
Acero inoxidable

Bottom diffuser
Difusor inferior

CANOPY FLORÓN
Steel gloss nickel-plated
Acero niquel-satinado

230V: Ø12cm | 4,7in
120V: Ø12cm | 4,7in

CABLE
Transparent or black
Transparente o negro
Standard: 150cm | 59,1in
Lenght/largo customizable
120V: 200cm | 78,7in

LIGHT SOURCE BUILT-IN
FUENTE DE LUZ INCLUIDA
230V - 50Hz

35W 2700K 3938lm built-in
upon request 3000K 4086lm

Dimming system: PHASE CUT /
upon request DALI/ Switch DIM

100-277V - 60Hz

35W 2700K 3938lm built-in
upon request 3000K 4086lm

Dimming system 0-10V

NET WEIGHT
PESO NETO
4,5kg | 9,9lb



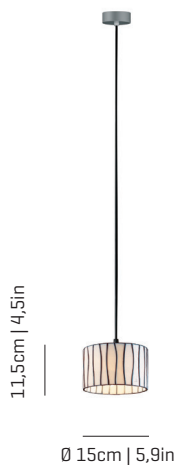
71x71x43 cm
28x28x17 in
8kg | 17,6lb



Certifications:




Curvas ref. CV04-1



LAMPSHADE TULIPA
Glass
Vidrio

One color to choose
Un color a elegir



CANOPY FLORÓN
Steel gloss nickel-plated
Acero niquel-satinado

230V: Ø8cm | 3,1in
120V: Ø12cm | 4,7in

CABLE
Transparent or black
Transparente o negro
Standard: 150cm | 59,1in
Lenght/largo customizable
120V: 200cm | 78,7in

RECOMMENDED BULBS
BOMBILLAS RECOMENDADAS
230V - 50Hz

E14 LED Vintage- Max. 1x7 W

120V - 60Hz

E12 LED - Max. 1x7 W

NET WEIGHT
PESO NETO
0,7kg | 1,5lb



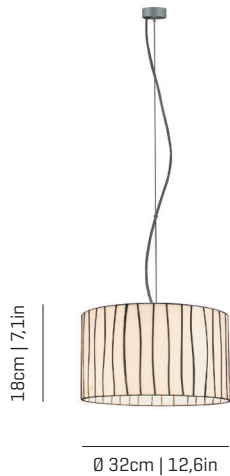
21x21x22 cm
8,3x8,3x8,7 in
1,7kg | 3,7lb



Certifications:




Curvas ref. CVO4



LAMPSHADE TULIPA

Glass
Vidrio

One color to choose
Un color a elegir



Bottom diffuser
Difusor inferior

CANOPY FLORÓN

Steel gloss nickel-plated
Acero niquel-satinado

230V: Ø12cm | 4,7in
120V: Ø12cm | 4,7in

CABLE

Transparent or black
Transparente o negro

Standard: 150cm | 59,1in
Lenght/largo customizable
120V: 200cm | 78,7in

RECOMMENDED BULBS BOMBILLAS RECOMENDADAS

230V - 50Hz

E27 LED Vintage- Max. 1x8W

120V - 60Hz

E26 LED - Max. 1x8 W

NET WEIGHT PESO NETO

2,1kg | 4,6lb



44x44x40 cm
17,3x17,3x15,7 in
4,4kg | 9,7lb



Certifications:




Curvas ref. CVO4G



LAMPSHADE TULIPA

Glass
Vidrio

One color to choose
Un color a elegir



Top and bottom diffuser
Difusor superior e inferior

CANOPY FLORÓN

Steel gloss nickel-plated
Acero niquel-satinado

230V: Ø12cm | 4,7in
120V: Ø12cm | 4,7in

CABLE

Transparent or black
Transparente o negro

Standard: 150cm | 59,1in
Lenght/largo customizable
120V: 200cm | 78,7in

RECOMMENDED BULBS BOMBILLAS RECOMENDADAS

230V - 50Hz

E27 LED Vintage- Max. 4x12 W

120V - 60Hz

E26 LED - Max. 4x12 W

NET WEIGHT PESO NETO

5,6kg | 12,3lb



60x80x45 cm
23,6x31,5x17,7 in
12,4kg | 27,3lb



Certifications:



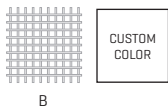
Fluo ref. FLO4



LAMPSHADE TULIPA

Galvanized painted steel
Acero galvanizado pintado

One color: white
Un color: blanco



B



2009

CUSTOM
COLOR

CANOPY FLORÓN

Steel gloss nickel-plated
and Stainless steel
Acero niquel-satinado y
acero inoxidable

230V: Ø12cm | 4,7in
120V: Ø12cm | 4,7in

CABLE

Transparent or black
Transparente o negro

Standard: 150cm | 59,1in
Lenght/largo customizable
120V: 200cm | 78,7in

RECOMMENDED BULBS BOMBILLAS RECOMENDADAS

230V - 50Hz

E27 LED Vintage- Max. 1x12 W

120V - 60Hz

E26 LED - Max. 1x12 W

NET WEIGHT PESO NETO

3,3kg | 7,3lb



76x81x78 cm
29,9x31,9x30,7 in
9,8kg | 21,6lb



Certifications:





Gea ref. GEO4

LAMPSHADE TULIPA
Painted stainless steel
Acero inoxidable pintado

One color to choose
Un color a elegir



CUSTOM
COLOR

CANOPY FLORÓN
Steel gloss nickel-plated
Acero níquel-satinado

230V: Ø8cm | 3.1in
120V: Ø12cm | 4.7in

CABLE
Transparent or black
Transparente o negro
Standard: 150cm | 59.1in
Lenght/largo customizable
120V: 200cm | 78.7in

RECOMMENDED BULBS
BOMBILLAS RECOMENDADAS
230V - 50Hz

E27 LED Vintage- Max. 1x12 W

120V - 60Hz

E26 LED - Max. 1x12 W

NET WEIGHT
PESO NETO
1.1kg | 2.4lb



65x32x23 cm
25.9x12.6x9.1 in
2kg | 4.4lb



Certifications:



LED

Gea ref. GEO4-LD

LAMPSHADE TULIPA
Painted stainless steel
Acero inoxidable pintado

One color to choose
Un color a elegir



CUSTOM
COLOR

Bottom diffuser
Difusor inferior

CANOPY FLORÓN
Steel gloss nickel-plated
Acero níquel-satinado

230V: Ø12cm | 4.7in
120V: Ø12cm | 4.7in

CABLE
Transparent or black
Transparente o negro
Standard: 150cm | 59.1in
Lenght/largo customizable
120V: 200cm | 78.7in

LED / DIMMABLE

LIGHT SOURCE BUILT-IN
FUENTE DE LUZ INCLUIDA
230V - 50Hz

17W 2700K 1645lm built-in
upon request 3000K 1776lm

Dimming system: PHASE CUT /
upon request DALI/ Switch DIM

100-277V - 60Hz

17W 2700K 1645lm built-in
upon request 3000K 1776lm

Dimming system PHASE CONTROL 0-10V
(only 120Vac TRIAC Dimmers)

NET WEIGHT
PESO NETO
1.9kg | 4.2lb



65x32x23 cm
25.9x12.6x9.1 in
2.5kg | 5.8lb



Certifications:




EXT

Gea ref. GEO4-EXT

LAMPSHADE TULIPA
Painted stainless steel
Acero inoxidable pintado

One color to choose
Un color a elegir



CUSTOM
COLOR

CANOPY FLORÓN
Steel and stainless steel
coated with epoxy paint
in black
Acero y acero inoxidable
pintado en negro

Ø12cm | 4.7in

STANDARDS TESTED |
NORMAS ENSAYADAS
EN 60598
EN 60529

Degree IP | Grado IP
IP64

CABLE
Black waterproof
neoprene cable
H05RN-F
Cable de neopreno
negro resistente al agua
HR05RN-F

Standard: 150cm | 59.1in
Lenght/largo customizable

RECOMMENDED BULBS
BOMBILLAS RECOMENDADAS
220-240V - 50/60Hz

E27 LED Vintage - Max. 1x15 W
BULB A60 G125 G95 ST64

Only LED BULB suitable for contact with
water and use in humid conditions
Solamente Bombillas LED aptas para
el contacto con el agua y utilización en
condiciones de humedad

not available in 120V

* Please note that for environments with a high salinity,
proper maintenance of the luminaire will be necessary. We
recommend cleaning it with a soft brush and remove salt,
dust, or dirt deposited by moisture or wind.
*Tenga en cuenta que para ambientes con alto grado de
salinidad, será necesario realizar un correcto mantenimiento
de la luminaria. Recomendamos limpiar con un cepillo suave
y retirar la sal, el polvo o la suciedad depositada por la
humedad o el viento.

NET WEIGHT
PESO NETO
2.1kg | 4.6lb




65x32x23 cm
25.9x12.6x9.1 in
2.4kg | 5.5lb



Certifications:



21cm | 8.3in




Ø24cm | 9.4in

Inn ref. INO4-Mini

LAMPSHADE TULIPA

Painted stainless steel
Acero inoxidable pintado

One color to choose
Un color a elegir



CUSTOM
COLOR

Steel painted in black
Acero pintado en negro

CANOPY FLORÓN

Steel painted in matt
black

Acero pintado en negro
mate

230V: Ø8cm | 3,1in
120V: Ø12cm | 4,7in

CABLE

Black
Negro

Standard: 150cm | 59,1in
Length/largo customizable
120V: 200cm | 78,7in

RECOMMENDED BULBS BOMBILLAS RECOMENDADAS

230V - 50Hz

 E14 LED Vintage- Max. 1x12 W

120V - 60Hz

 E12 LED - Max. 1x12 W

NET WEIGHT PESO NETO

0,7kg | 1,5lb



36x36x31 cm
14,2x14,2x12,2 in


1kg | 2,2lb



Certifications:



32cm | 12.6in




Ø38cm | 15in

Inn ref. INO4

LAMPSHADE TULIPA

Painted stainless steel
Acero inoxidable pintado

One color to choose
Un color a elegir



CUSTOM
COLOR

Steel painted in black
Acero pintado en negro

CANOPY FLORÓN

Steel painted in matt
black

Acero pintado en negro
mate

230V: Ø8cm | 3,1in
120V: Ø12cm | 4,7in

CABLE

Black
Negro

Standard: 150cm | 59,1in
Length/largo customizable
120V: 200cm | 78,7in

RECOMMENDED BULBS BOMBILLAS RECOMENDADAS

230V - 50Hz

 E27 LED Vintage- Max. 1x12 W

120V - 60Hz

 E26 LED - Max. 1x12 W

NET WEIGHT PESO NETO

1,2kg | 2,6lb



44x44x40 cm
17,3x17,3x15,7 in

2,8kg | 6,2lb



Certifications:



18cm | 7.1in




32x32cm | 12.6x12.6in

Lea ref. LA04-Mini

LAMPSHADE TULIPA

Painted stainless steel
Acero inoxidable pintado

One color to choose
Un color a elegir



Stainless steel
Acero inoxidable

CANOPY FLORÓN

Steel gloss nickel-plated
Acero niquel-satinado

230V: Ø8cm | 3,1in
120V: Ø12cm | 4,7in

CABLE

Transparent or black
Transparente o negro

Standard: 150cm | 59,1in
Length/largo customizable
120V: 200cm | 78,7in

RECOMMENDED BULBS BOMBILLAS RECOMENDADAS

230V - 50Hz

 E14 LED Vintage- Max. 1x12 W

120V - 60Hz

 E12 LED - Max. 1x12 W

NET WEIGHT PESO NETO

0,8kg | 1,8lb

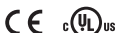


36x36x31 cm
14,2x14,2x12,2 in

1,2kg | 2,6lb



Certifications:






Lea ref. LA04-Mini-LD

LAMPSHADE TULIPA

Painted stainless steel
Acero inoxidable pintado

One color to choose
Un color a elegir



Stainless steel
Acero inoxidable

CANOPY FLORÓN

Steel gloss nickel-plated
Acero níquel-satinado

230V: Ø12cm | 4,7in
120V: Ø12cm | 4,7in

CABLE

Transparent or black
Transparente o negro

Standard: 150cm | 59,1in
Length/largo customizable
120V: 200cm | 78,7in

LIGHT SOURCE BUILT-IN FUENTE DE LUZ INCLUIDA

230V - 50Hz

8W 2700K 960lm built-in
upon request 3000K 1067lm

Dimming system PHASE CUT

100-277V - 60Hz

8W 2700K 960lm built-in
upon request 3000K 1067lm

Dimming system PHASE CONTROL 6 0-10V
[only 120Vac TRIAC Dimmers]

NET WEIGHT PESO NETO

1kg | 2,2lb



36x36x31 cm
14,2x14,2x12,2 in
1,4kg | 3,1lb



Certifications:
CE cUL US




Lea ref. LA04

LAMPSHADE TULIPA

Painted stainless steel
Acero inoxidable pintado

One color to choose
Un color a elegir



Stainless steel
Acero inoxidable

CANOPY FLORÓN

Steel gloss nickel-plated
Acero níquel-satinado

230V: Ø8cm | 3,1in
120V: Ø12cm | 4,7in

CABLE

Transparent or black
Transparente o negro

Standard: 150cm | 59,1in
Length/largo customizable
120V: 200cm | 78,7in

RECOMMENDED BULBS BOMBILLAS RECOMENDADAS

230V - 50Hz

E27 LED Vintage- Max. 1x12 W

120V - 60Hz

E26 LED - Max. 1x12 W

NET WEIGHT PESO NETO

1kg | 2,2lb



36x36x31 cm
14,2x14,2x12,2 in
1,9kg | 4,2lb



Certifications:
CE cUL US




Lea ref. LA04-LD

LAMPSHADE TULIPA

Painted stainless steel
Acero inoxidable pintado

One color to choose
Un color a elegir



Stainless steel
Acero inoxidable

CANOPY FLORÓN

Steel gloss nickel-plated
Acero níquel-satinado

230V: Ø12cm | 4,7in
120V: Ø12cm | 4,7in

CABLE

Transparent or black
Transparente o negro

Standard: 150cm | 59,1in
Length/largo customizable
120V: 200cm | 78,7in

LIGHT SOURCE BUILT-IN FUENTE DE LUZ INCLUIDA

230V - 50Hz

12W 2700K 1151 lm built-in
upon request 3000K 1243 lm

Dimming system: PHASE CUT /
upon request DALI/ Switch DIM

100-277V - 60Hz

12W 2700K 1151 lm built-in
upon request 3000K 1243 lm

Dimming system PHASE CONTROL 6 0-10V
[only 120Vac TRIAC Dimmers]

NET WEIGHT PESO NETO


1,5kg | 3,3lb



36x36x31 cm
14,2x14,2x12,2 in
2,4kg | 5,3lb



Certifications:
CE cUL US






Lea ref. LA04G

LAMPSHADE TULIPA
Painted stainless steel
Acero inoxidable pintado

One color to choose
Un color a elegir



Stainless steel
Acero inoxidable

CANOPY FLORÓN
Steel gloss nickel-plated
Acero níquel-satinado

230V: Ø8cm | 3,1in
120V: Ø12cm | 4,7in

CABLE
Transparent or black
Transparente o negro
Standard: 150cm | 59,1in
Length/largo customizable
120V: 200cm | 78,7in

RECOMMENDED BULBS
BOMBILLAS RECOMENDADAS
230V - 50Hz

E27 LED Vintage- Max. 3x12 W

120V - 60Hz

E26 LED - Max. 3x12 W

NET WEIGHT
PESO NETO
2,1kg | 4,6lb



47x47x63 cm
18,5x18,5x24,8 in
2,4kg | 5,3lb




Certifications:



LED Lea ref. LA04G-LD

LAMPSHADE TULIPA
Painted stainless steel
Acero inoxidable pintado

One color to choose
Un color a elegir



Stainless steel
Acero inoxidable

CANOPY FLORÓN
Steel gloss nickel-plated
Acero níquel-satinado

230V: Ø12cm | 4,7in
120V: Ø12cm | 4,7in

CABLE
Transparent or black
Transparente o negro
Standard: 150cm | 59,1in
Length/largo customizable
120V: 200cm | 78,7in

LIGHT SOURCE BUILT-IN
FUENTE DE LUZ INCLUIDA
230V - 50Hz

17W 2700K 1645lm built-in
upon request 3000K 1776lm

Dimming system: PHASE CUT /
upon request DALI/ Switch DIM



100-277V - 60Hz

17W 2700K 1645lm built-in
upon request 3000K 1776lm

Dimming system PHASE CONTROL & 0-10V
(only 120Vac TRIAC Dimmers)

NET WEIGHT
PESO NETO
2,3kg | 5,1lb



47x47x63 cm
18,5x18,5x24,8 in
2,5kg | 5,5lb




Certifications:



Luisa ref. LS04

LAMPSHADE TULIPA
Painted stainless steel
Acero inoxidable pintado

One color to choose
Un color a elegir



Stainless steel
Acero inoxidable

CANOPY FLORÓN
Steel gloss nickel-plated
Acero níquel-satinado

230V: Ø8cm | 3,1in
120V: Ø12cm | 4,7in

CABLE
Transparent
Transparente
Standard: 150cm | 59,1in
Length/largo customizable
120V: 200cm | 78,7in

RECOMMENDED BULBS
BOMBILLAS RECOMENDADAS
230V - 50Hz

E27 LED Vintage- Max. 1x12 W

120V - 60Hz

E26 LED - Max. 1x12 W

NET WEIGHT
PESO NETO
1,6kg | 3,5lb



44x44x40 cm
17,3x17,3x15,7 in
3kg | 6,6lb



Certifications:



LED **Luisa** ref. **LS04-LD**

LED / DIMMABLE

LAMPSHADE TULIPA
Painted stainless steel
Acero inoxidable pintado

CANOPY FLORÓN
Steel gloss nickel-plated
Acero níquel-satinado

LIGHT SOURCE BUILT-IN
FUENTE DE LUZ INCLUIDA

NET WEIGHT
PESO NETO

One color to choose
Un color a elegir

230V: Ø12cm | 4,7in
120V: Ø12cm | 4,7in

230V - 50Hz


17W 2700K 1645lm built-in
upon request 3000K 1776lm



Dimming system: PHASE CUT /
upon request DALI/ Switch DIM



44x44x40 cm
17,3x17,3x15,7 in
3,5kg | 7,1lb



CUSTOM
COLOR

CABLE
Transparent
Transparente

Standard: 150cm | 59,1in
Lenght/largo customizable
120V: 200cm | 78,7in

100-277V - 60Hz

17W 2700K 1645lm built-in
upon request 3000K 1776lm

Dimming system PHASE CONTROL & 0-10V
(only 120Vac TRIAC Dimmers)



Certifications:



Luisa ref. **LS04G**



LAMPSHADE TULIPA
Painted stainless steel
Acero inoxidable pintado

CANOPY FLORÓN
Steel gloss nickel-plated
Acero níquel-satinado

RECOMMENDED BULBS
BOMBILLAS RECOMENDADAS

NET WEIGHT
PESO NETO

One color to choose
Un color a elegir


230V: Ø8cm | 3,1in
120V: Ø12cm | 4,7in

230V - 50Hz

E27 LED Vintage- Max. 1x12 W



51x51x53 cm
20x20x20,9 in
4kg | 9lb



CUSTOM
COLOR

CABLE
Transparent
Transparente

Standard: 150cm | 59,1in
Lenght/largo customizable
120V: 200cm | 78,7in

120V - 60Hz

E26 LED - Max. 1x12 W



Certifications:



LED **Luisa** ref. **LS04G-LD**

LED / DIMMABLE



LAMPSHADE TULIPA
Painted stainless steel
Acero inoxidable pintado

CANOPY FLORÓN
Steel gloss nickel-plated
Acero níquel-satinado

LIGHT SOURCE BUILT-IN
FUENTE DE LUZ INCLUIDA

NET WEIGHT
PESO NETO

One color to choose
Un color a elegir

230V: Ø12cm | 4,7in
120V: Ø12cm | 4,7in

230V - 50Hz


17W 2700K 1645lm built-in
upon request 3000K 1776lm



Dimming system: PHASE CUT /
upon request DALI/ Switch DIM



51x51x53 cm
20x20x20,9 in
4,6kg | 10,1lb



CUSTOM
COLOR

CABLE
Transparent
Transparente

Standard: 150cm | 59,1in
Lenght/largo customizable
120V: 200cm | 78,7in

100-277V - 60Hz


17W 2700K 1645lm built-in
upon request 3000K 1776lm

Dimming system PHASE CONTROL & 0-10V
(only 120Vac TRIAC Dimmers)



Certifications:





17cm | 6,7in

60x47cm | 23,6x18,5in *

LED

Mytilus ref. MY04

LED / DIMMABLE

LAMPSHADE TULIPA
Painted stainless steel
Acero inoxidable pintado

One color: white
Un color: blanco



BL

DIFFUSER DIFUSOR
Glass sphere
Esfera de vidrio

*approximate measurements
*medidas aproximadas

CANOPY FLORÓN
Steel painted in white
Acero pintado en blanco

230V: Ø12cm | 4,7in
120V: Ø12cm | 4,7in

CABLE
Transparent
Transparente

Standard: 150cm | 59,1in
Lenght/largo customizable
120V: 200cm | 78,7in

LIGHT SOURCE BUILT-IN
FUENTE DE LUZ INCLUIDA

230V - 50Hz

8W 2700K 960lm built-in
upon request 3000K 1067lm



Dimming system: PHASE CUT /
upon request DALI/ Switch DIM

100-277V - 60Hz

8W 2700K 960lm built-in
upon request 3000K 1067lm

Dimming system PHASE CONTROL & 0-10V
(only 120Vac TRIAC Dimmers)

NET WEIGHT
PESO NETO

3kg | 6,6lb



60x60x22 cm
23,6x23,6x8,7 in
5,5kg | 12,1lb



Certifications:



22cm | 8,7in

90x74cm | 35,4x29,1in *

LED

Mytilus ref. MY04G

LED / DIMMABLE

LAMPSHADE TULIPA
Painted stainless steel
Acero inoxidable pintado

One color: white
Un color: blanco



BL

DIFFUSER DIFUSOR
Glass sphere
Esfera de vidrio

*approximate measurements
*medidas aproximadas

CANOPY FLORÓN
Steel painted in white
Acero pintado en blanco

230V: Ø12cm | 4,7in
120V: Ø12cm | 4,7in

CABLE
Transparent
Transparente

Standard: 150cm | 59,1in
Lenght/largo customizable
120V: 200cm | 78,7in

LIGHT SOURCE BUILT-IN
FUENTE DE LUZ INCLUIDA

230V - 50Hz

8W 2700K 960lm built-in
upon request 3000K 1067lm



Dimming system: PHASE CUT /
upon request DALI/ Switch DIM

100-277V - 60Hz

8W 2700K 960lm built-in
upon request 3000K 1067lm

Dimming system PHASE CONTROL & 0-10V
(only 120Vac TRIAC Dimmers)

NET WEIGHT
PESO NETO


7,4kg | 16,5lb



82x97x30 cm
32,3x38,2x11,8 in
7,6kg | 16,7lb



Certifications:



30cm | 11,8in

100x3cm | 39.4x1.2 in


LED

Nebra ref. NB04

LED / DIMMABLE

LAMPSHADE TULIPA
Painted stainless steel
Acero inoxidable pintado

One color to choose
Un color a elegir



Steel painted in black
Acero pintado en negro

DIFFUSER DIFUSOR
Bottom & interior
Inferior e interior

CANOPY FLORÓN
Steel painted in black
Acero pintado en negro

230V:
30x5x2cm | 11,8x1,9x0,8in
120V:
30x12x2cm | 11,8x4,7x0,8in

CABLE
Black
Negro

Standard Over all Height:
150cm | 59,1in
Lenght/largo customizable
120V: 200cm | 78,7in

LIGHT SOURCE BUILT-IN
FUENTE DE LUZ INCLUIDA

230V - 50Hz

STRIP 20W 2700K 3704lm built-in:
directional light 3224lm
decorative light 480lm
dimmmable TRIAC

120V - 60Hz

STRIP 20W 2700K 3704lm built-in:
directional light 3224lm
decorative light 480lm
dimmmable 0-10V

NET WEIGHT
PESO NETO

2,2kg | 4,8lb



107x35x16 cm
42,1x13,8x6,3 in
3,1kg | 6,8lb



Certifications:



color picture: T [taupe]



Nevo ref. NE04-1

LAMPSHADE TULIPA

Painted stainless steel
Acero inoxidable pintado

One color to choose
Un color a elegir



CUSTOM
COLOR

Steel gloss nickel-plated
and Stainless steel
Acero níquel-satinado
y acero inoxidable

CANOPY FLORÓN

Steel painted in white
Acero pintado en blanco

230V: Ø8cm | 3,1in
120V: Ø12cm | 4,7in

CABLE

Transparent
Transparente

Standard: 150cm | 59,1in
Lenght/largo customizable
120V: 200cm | 78,7in

RECOMMENDED BULBS BOMBILLAS RECOMENDADAS

230V - 50Hz

E14 LED Vintage - Max. 2x7 W

120V - 60Hz

E12 LED - Max. 2x7 W

NET WEIGHT PESO NETO

1,2kg | 2,6lb



36x36x31 cm
14,2x14,2x12,2 in
2,3kg | 5lb



Certifications:




LED Nevo ref. NE04-1-LD

LAMPSHADE TULIPA

Painted stainless steel
Acero inoxidable pintado

One color to choose
Un color a elegir



CUSTOM
COLOR

Stainless steel
Acero inoxidable

Inside diffuser
Difusor interno

CANOPY FLORÓN

Steel painted in white
Acero pintado en blanco

230V: Ø12cm | 4,7in
120V: Ø12cm | 4,7in

CABLE

Transparent
Transparente

Standard: 150cm | 59,1in
Lenght/largo customizable
120V: 200cm | 78,7in

LED / DIMMABLE

LIGHT SOURCE BUILT-IN FUENTE DE LUZ INCLUIDA

230V - 50Hz

12W 2700K 1151 lm built-in upon request 3000K 1243lm

Dimming system: PHASE CUT /
upon request DALI/ Switch DIM

100-277V - 60Hz

12W 2700K 1151 lm built-in upon request 3000K 1243 lm

Dimming system PHASE CONTROL & 0-10V
(only 120Vac TRIAC Dimmers)

NET WEIGHT PESO NETO

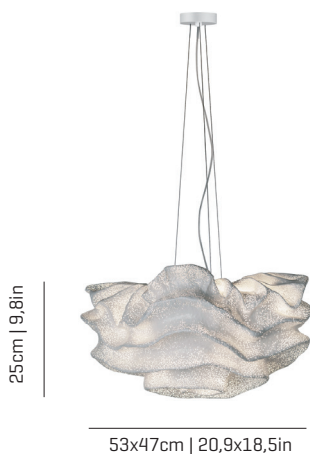
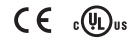
1,9kg | 4,2lb



36x36x31 cm
14,2x14,2x12,2 in
2,6kg | 5,1lb



Certifications:




Nevo ref. NE04

LAMPSHADE TULIPA

Painted stainless steel
Acero inoxidable pintado

One color to choose
Un color a elegir



CUSTOM
COLOR

Steel gloss nickel-plated
and Stainless steel
Acero níquel-satinado
y acero inoxidable

CANOPY FLORÓN

Steel painted in white
Acero pintado en blanco

230V: Ø12cm | 4,7in
120V: Ø12cm | 4,7in

CABLE

Transparent
Transparente

Standard: 150cm | 59,1in
Lenght/largo customizable
120V: 200cm | 78,7in

RECOMMENDED BULBS BOMBILLAS RECOMENDADAS

230V - 50Hz

E27 LED Vintage- Max. 3x8 W

120V - 60Hz

E26 LED - Max. 3x8 W

NET WEIGHT PESO NETO

3,1kg | 6,8lb



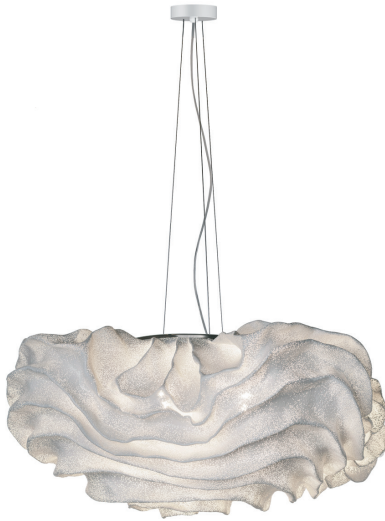
60x60x33 cm
23,6x23,6x13 in
5kg | 11lb



Certifications:



30cm | 11.8in



Ø 90cm | 35.4in

Nevo ref. NE04G

LAMPSHADE TULIPA

Painted stainless steel
Acero inoxidable pintado

One color to choose
Un color a elegir



CUSTOM
COLOR

Steel gloss nickel-plated
and Stainless steel
Acero niquel-satinado
y acero inoxidable

CANOPY FLORÓN

Steel painted in white
Acero pintado en blanco

230V: Ø12cm | 4.7in
120V: Ø12cm | 4.7in

CABLE

Transparent
Transparente

Standard: 150cm | 59.1in
Lenght/largo customizable
120V: 200cm | 78.7in

RECOMMENDED BULBS BOMBILLAS RECOMENDADAS

230V - 50Hz

E27 LED Vintage- Max. 4x12 W

120V - 60Hz

E26 LED - Max. 4x12 W

NET WEIGHT PESO NETO

5,6kg | 12,3lb



84x84x38 cm
33x33x15 in
9,4kg | 20,7lb



Certifications:



15 cm | 5.9in



Ø16 cm | 6.3in

Onn ref. ON04-Mini

LAMPSHADE TULIPA

Painted stainless steel
Acero inoxidable pintado

One color to choose
Un color a elegir



CUSTOM
COLOR

Stainless steel
Acero inoxidable

CANOPY FLORÓN

Steel gloss nickel-plated
Acero niquel-satinado

230V: Ø8cm | 3.1in
120V: Ø12cm | 4.7in

CABLE

Transparent or black
Transparente o negro

Standard:
150cm | 59.1in

Lenght/largo
customizable:
120V: 200cm | 78.7in

RECOMMENDED BULBS BOMBILLAS RECOMENDADAS

230V - 50Hz

E14 LED Vintage - Max. 1x4 W

120V - 60Hz

E12 LED - Max. 1x4 W

NET WEIGHT PESO NETO

0,4kg | 0,9lb



21x21x22 cm
8,3x8,3x8,7 in
1kg | 2,2lb



Certifications:



*Minimum order 2 pieces / Pedido mínimo 2 unidades


LED

Onn ref. ON04-Mini-LD

LAMPSHADE TULIPA

Painted stainless steel
Acero inoxidable pintado

One color to choose
Un color a elegir



CUSTOM
COLOR

Stainless steel
Acero inoxidable

Bottom diffuser
Difusor inferior

CANOPY FLORÓN

Steel gloss nickel-plated
Acero niquel-satinado

230V: Ø12cm | 4.7in
120V: Ø12cm | 4.7in

CABLE

Transparent or black
Transparente o negro

Standard:
150cm | 59.1in

Lenght/largo
customizable:
120V: 200cm | 78.7in

LIGHT SOURCE BUILT-IN FUENTE DE LUZ INCLUIDA

230V - 50Hz

8W 2700K 960lm built-in
upon request 3000K 1067lm

Dimming system PHASE CUT

100-277V - 60Hz

8W 2700K 960lm built-in
upon request 3000K 1067lm

Dimming system PHASE CONTROL & 0-10V
(only 120Vac TRIAC Dimmers)

NET WEIGHT PESO NETO

1kg | 2,2lb



21x21x22 cm
8,3x8,3x8,7 in
1,6kg | 3,6lb



Certifications:




*Minimum order 2 pieces / Pedido mínimo 2 unidades

Onn ref. ON04-1



LAMPSHADE TULIPA
Painted stainless steel
Acero inoxidable pintado

One color to choose
Un color a elegir



CUSTOM
COLOR

Stainless steel
Acero inoxidable

CANOPY FLORÓN
Steel gloss nickel-plated
Acero níquel-satinado

230V: Ø8cm | 3,1in
120V: Ø12cm | 4,7in

CABLE
Transparent or black
Transparente o negro
Standard: 150cm | 59,1in
Lenght/largo customizable
120V: 200cm | 78,7in

RECOMMENDED BULBS
BOMBILLAS RECOMENDADAS
230V - 50Hz

E27 LED Vintage- Max. 1x12 W

120V - 60Hz

E26 LED - Max. 1x12 W

NET WEIGHT
PESO NETO
0,8kg | 1,8lb



36x36x31 cm
14,2x14,2x12,2 in
1,2kg | 2,7lb



Certifications:




LED

Onn ref. ON04-1-LD



LAMPSHADE TULIPA
Painted stainless steel
Acero inoxidable pintado

One color to choose
Un color a elegir



CUSTOM
COLOR

Stainless steel
Acero inoxidable

Bottom diffuser
Difusor inferior

CANOPY FLORÓN
Steel gloss nickel-plated
Acero níquel-satinado

230V: Ø12cm | 4,7in
120V: Ø12cm | 4,7in

CABLE
Transparent or black
Transparente o negro
Standard: 150cm | 59,1in
Lenght/largo customizable
120V: 200cm | 78,7in

LED / DIMMABLE

LIGHT SOURCE BUILT-IN
FUENTE DE LUZ INCLUIDA
230V - 50Hz

8W 2700K 960lm built-in
upon request 3000K 1067lm
Dimming system PHASE CUT
upon request DALI / Switch DIM



100-277V - 60Hz

8W 2700K 960lm built-in
upon request 3000K 1067lm

Dimming system PHASE CONTROL 6 0-10V
[only 120Vac TRIAC Dimmers]

NET WEIGHT
PESO NETO
1kg | 2,2lb



36x36x31 cm
14,2x14,2x12,2 in
1,6kg | 3,6lb



Certifications:



Onn ref. ON04



LAMPSHADE TULIPA
Painted stainless steel
Acero inoxidable pintado

One color to choose
Un color a elegir



CUSTOM
COLOR

Stainless steel
Acero inoxidable

CANOPY FLORÓN
Steel gloss nickel-plated
Acero níquel-satinado

230V: Ø8cm | 3,1in
120V: Ø12cm | 4,7in

CABLE
Transparent or black
Transparente o negro
Standard: 150cm | 59,1in
Lenght/largo customizable
120V: 200cm | 78,7in

RECOMMENDED BULBS
BOMBILLAS RECOMENDADAS
230V - 50Hz

E27 LED Vintage- Max. 1x12 W

120V - 60Hz

E26 LED - Max. 1x12 W

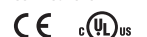
NET WEIGHT
PESO NETO
1,4kg | 3,1lb



44x44x40 cm
17,3x17,3x15,7 in
3kg | 6,6lb



Certifications:



LED

Onn ref. ON04-LD


LED / DIMMABLE



33cm | 13.1in

Ø35cm | 13.8in

LAMPSHADE TULIPA

Painted stainless steel
Acero inoxidable pintadoOne color to choose
Un color a elegirCUSTOM
COLORStainless steel
Acero inoxidableBottom diffuser
Difusor inferior

CANOPY FLORÓN

Steel gloss nickel-plated
Acero níquel-satinado230V: Ø12cm | 4,7in
120V: Ø12cm | 4,7in

CABLE

Transparent or black
Transparente o negroStandard: 150cm | 59,1in
Length/largo customizable
120V: 200cm | 78,7inLIGHT SOURCE BUILT-IN
FUENTE DE LUZ INCLUIDA

230V - 50Hz

 17W 2700K 1645lm built-in
upon request 3000K 1776lm
Dimming system: PHASE CUT /
upon request DALI/ Switch DIM

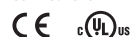
100-277V - 60Hz

 17W 2700K 1645lm built-in
upon request 3000K 1776lm
Dimming system PHASE CONTROL & 0-10V
(only 120Vac TRIAC Dimmers)NET WEIGHT
PESO NETO

2kg | 4,4lb

44x44x40 cm
17,3x17,3x15,7 in
3,8kg | 8,4lb

Certifications:



Onn ref. ON04G

RECOMMENDED BULBS
BOMBILLAS RECOMENDADAS

230V - 50Hz

E27 LED Vintage- Max. 3x12 W

120V - 60Hz

E26 LED - Max. 3x12 W

NET WEIGHT
PESO NETO

2,3kg | 5,1lb

51x51x53 cm
20x20x20,9 in
4,8kg | 10,6lb


Certifications:



47cm | 18.5in

Ø46cm | 18.1in

LAMPSHADE TULIPA

Painted stainless steel
Acero inoxidable pintadoOne color to choose
Un color a elegirCUSTOM
COLORStainless steel
Acero inoxidable

CANOPY FLORÓN

Steel gloss nickel-plated
Acero níquel-satinado230V: Ø8cm | 3,1in
120V: Ø12cm | 4,7in

CABLE

Transparent or black
Transparente o negroStandard: 150cm | 59,1in
Length/largo customizable
120V: 200cm | 78,7in

LED

Onn ref. ON04G-LD


LED / DIMMABLE



47cm | 18.5in

Ø46cm | 18.1in

LAMPSHADE TULIPA

Painted stainless steel
Acero inoxidable pintadoOne color to choose
Un color a elegirCUSTOM
COLORStainless steel
Acero inoxidableBottom diffuser
Difusor inferior

CANOPY FLORÓN

Steel gloss nickel-plated
Acero níquel-satinado230V: Ø12cm | 4,7in
120V: Ø12cm | 4,7in

CABLE

Transparent or black
Transparente o negroStandard: 150cm | 59,1in
Length/largo customizable
120V: 200cm | 78,7inLIGHT SOURCE BUILT-IN
FUENTE DE LUZ INCLUIDA

230V - 50Hz

 17W 2700K 1645lm built-in
upon request 3000K 1776lm
Dimming system: PHASE CUT /
upon request DALI/ Switch DIM

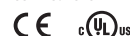
100-277V - 60Hz

 17W 2700K 1645lm built-in
upon request 3000K 1776lm
Dimming system PHASE CONTROL & 0-10V
(only 120Vac TRIAC Dimmers)NET WEIGHT
PESO NETO

3,4kg | 7,5lb

51x51x53 cm
20x20x20,9 in
5,6kg | 12,3lb

Certifications:



18 cm | 7.1in



Ø12 cm | 4.7in

LED

Parga 1 ref. PA104

LAMPSHADE TULIPA
Stone | Piedra

Natural color
Color natural

Painted Stainless steel
Acero inoxidable pintado

Bottom diffuser
Difusor inferior

CANOPY FLORÓN
Steel painted in matt black
Acero pintado en negro mate

230V: Ø12cm | 4,7in
120V: Ø12cm | 4,7in

CABLE
Black | Negro
Standard: 150cm | 59,1in
Lenght/largo customizable
120V: 200cm | 78,7in

LED / DIMMABLE

LIGHT SOURCE BUILT-IN
FUENTE DE LUZ INCLUIDA

230V - 50Hz

8W 2700K 960lm built-in
upon request 3000K 1067lm
Dimming system: PHASE CUT /
upon request DALI/ Switch DIM



100-277V - 60Hz

8W 2700K 960lm built-in
upon request 3000K 1067lm

Dimming system PHASE CONTROL & 0-10V
(only 120Vac TRIAC Dimmers)

NET WEIGHT
PESO NETO

2kg | 4,4lb



36x26x19 cm
14,2x10,2x7,5 in
2,3kg | 5,1lb



Certifications:



24 cm | 9.4in



Ø10 cm | 3.9in

LED

Parga 2 ref. PA204

LAMPSHADE TULIPA
Stone | Piedra

Natural color
Color natural

Painted Stainless steel
Acero inoxidable pintado

Bottom diffuser
Difusor inferior

CANOPY FLORÓN
Steel painted in matt black
Acero pintado en negro mate

230V: Ø12cm | 4,7in
120V: Ø12cm | 4,7in

CABLE
Black | Negro
Standard: 150cm | 59,1in
Lenght/largo customizable
120V: 200cm | 78,7in

LED / DIMMABLE

LIGHT SOURCE BUILT-IN
FUENTE DE LUZ INCLUIDA

230V - 50Hz

8W 2700K 960lm built-in
upon request 3000K 1067lm



Dimming system: PHASE CUT /
upon request DALI/ Switch DIM

100-277V - 60Hz

8W 2700K 960lm built-in
upon request 3000K 1067lm

Dimming system PHASE CONTROL & 0-10V
(only 120Vac TRIAC Dimmers)

NET WEIGHT
PESO NETO

2,2kg | 4,8lb



20x20x34 cm
7,9x7,9x13,4 in
2,5kg | 5,5lb



Certifications:



30 cm | 11.8in



Ø8 cm | 3.1in

LED

Parga 3 ref. PA304

LAMPSHADE TULIPA
Stone | Piedra

Natural color
Color natural

Painted Stainless steel
Acero inoxidable pintado

Bottom diffuser
Difusor inferior

CANOPY FLORÓN
Steel painted in matt black
Acero pintado en negro mate

230V: Ø12cm | 4,7in
120V: Ø12cm | 4,7in

CABLE
Black | Negro
Standard: 150cm | 59,1in
Lenght/largo customizable
120V: 200cm | 78,7in

LED / DIMMABLE

LIGHT SOURCE BUILT-IN
FUENTE DE LUZ INCLUIDA

230V - 50Hz

8W 2700K 960lm built-in
upon request 3000K 1067lm



Dimming system: PHASE CUT /
upon request DALI/ Switch DIM

100-277V - 60Hz

8W 2700K 960lm built-in
upon request 3000K 1067lm

Dimming system PHASE CONTROL & 0-10V
(only 120Vac TRIAC Dimmers)

NET WEIGHT
PESO NETO

2,6kg | 5,7lb



20x20x34 cm
7,9x7,9x13,4 in
2,9kg | 6,4lb



Certifications:





Pili ref. PL04-Mini

LAMPSHADE TULIPA

Painted stainless steel thread
Hilo de acero inoxidable pintado

One color: white
Un color: blanco



B

CANOPY FLORÓN

Steel gloss nickel-plated
Acero níquel-satinado

230V: Ø8cm | 3,1in
120V: Ø12cm | 4,7in

CABLE

Transparent
Transparente

Standard: 150cm | 59,1in

Lenght/largo customizable:
120V: 200cm | 78,7in

RECOMMENDED BULBS BOMBILLAS RECOMENDADAS

230V - 50Hz



120V - 60Hz



NET WEIGHT PESO NETO

0,8kg | 1,8lb



36x36x30 cm
14,2x14,2x11,8 in

1,5kg | 3,3lb



Certifications:



Pili ref. PL04

LAMPSHADE TULIPA

Painted stainless steel thread
Hilo de acero inoxidable pintado

One color: white
Un color: blanco



B

CANOPY FLORÓN

Steel gloss nickel-plated
Acero níquel-satinado

230V: Ø8cm | 3,1in
120V: Ø12cm | 4,7in

CABLE

Transparent
Transparente

Standard: 150cm | 59,1in
Lenght/largo customizable
120V: 200cm | 78,7in

RECOMMENDED BULBS BOMBILLAS RECOMENDADAS

230V - 50Hz



120V - 60Hz



NET WEIGHT PESO NETO

0,8kg | 1,8lb




44x44x40 cm
17,3x17,3x15,7 in

2,5kg | 5,5lb



Certifications:



Tati ref. TA04-1

LAMPSHADE TULIPA

Painted stainless steel
Acero inoxidable pintado

One color to choose
Un color a elegir



CUSTOM
COLOR

Steel gloss nickel-plated
and Stainless steel
Acero níquel-satinado
y acero inoxidable

CANOPY FLORÓN

Steel painted in white
Acero pintado en blanco

230V: Ø12cm | 4,7in
120V: Ø12cm | 4,7in

CABLE

Transparent or black
Transparente o negro

Standard: 150cm | 59,1in
Lenght/largo customizable
120V: 200cm | 78,7in

RECOMMENDED BULBS BOMBILLAS RECOMENDADAS

230V - 50Hz



120V - 60Hz



NET WEIGHT PESO NETO

2kg | 4,4lb



56x46x37 cm
22x18x14,6 in

3kg | 6,6lb



Certifications:





Tati ref. TA04-1-LD

LED / DIMMABLE

LAMPSHADE TULIPA
Painted stainless steel
Acero inoxidable pintado

CANOPY FLORÓN
Steel painted in white
Acero pintado en blanco

**LIGHT SOURCE BUILT-IN
FUENTE DE LUZ INCLUIDA**
230V - 50Hz

**NET WEIGHT
PESO NETO**
2,2kg | 4,8lb

One color to choose
Un color a elegir

230V: Ø12cm | 4,7in
120V: Ø12cm | 4,7in

17W 2700K 1645lm built-in
upon request 3000K 1776lm



Dimming system: PHASE CUT /
upon request DALI/ Switch DIM



CUSTOM
COLOR

Steel gloss nickel-plated
and Stainless steel
Acero níquel-satinado y
acero inoxidable

CABLE
Transparent or black
Transparente o negro

Standard: 150cm | 59,1in
Lenght/largo customizable
120V: 200cm | 78,7in

100-277V - 60Hz

17W 2700K 1645lm built-in
upon request 3000K 1776lm

Dimming system PHASE CONTROL & 0-10V
(only 120Vac TRIAC Dimmers)


56x46x37 cm
22x18x14,6 in
3,5kg | 7,1lb



Certifications:
CE cUL us

UK CA NOM

Tati ref. TA04



LAMPSHADE TULIPA
Painted stainless steel
Acero inoxidable pintado

CANOPY FLORÓN
Steel painted in white
Acero pintado en blanco


**RECOMMENDED BULBS
BOMBILLAS RECOMENDADAS**
230V - 50Hz

**NET WEIGHT
PESO NETO**
3,1kg | 6,8lb

One color to choose
Un color a elegir

230V: Ø12cm | 4,7in
120V: Ø12cm | 4,7in

E27 LED Vintage- Max. 3x12 W



CUSTOM
COLOR

Steel gloss nickel-plated
and Stainless steel
Acero níquel-satinado y
acero inoxidable

CABLE
Transparent or black
Transparente o negro

Standard: 150cm | 59,1in
Lenght/largo customizable
120V: 200cm | 78,7in

120V - 60Hz

E26 LED - Max. 3x12 W

60x60x33 cm
23,6x23,6x13 in
4kg | 8,8lb



Certifications:
CE cUL us

UK CA NOM

Tati ref. TA04G



LAMPSHADE TULIPA
Painted stainless steel
Acero inoxidable pintado

CANOPY FLORÓN
Steel painted in white
Acero pintado en blanco


**RECOMMENDED BULBS
BOMBILLAS RECOMENDADAS**
230V - 50Hz

**NET WEIGHT
PESO NETO**
4,3kg | 9,5lb

One color to choose
Un color a elegir

230V: Ø12cm | 4,7in
120V: Ø12cm | 4,7in

E27 LED Vintage- Max. 4x12 W



CUSTOM
COLOR

Steel gloss nickel-plated
and Stainless steel
Acero níquel-satinado y
acero inoxidable

CABLE
Transparent or black
Transparente o negro

Standard: 150cm | 59,1in
Lenght/largo customizable
120V: 200cm | 78,7in

120V - 60Hz

E26 LED - Max. 4x12 W

84x84x38 cm
33,1x33,1x15 in
10,2kg | 22,5lb



Certifications:
CE cUL us

UK CA NOM

Tempo Andante ref. TEAN04



LAMPSHADE TULIPA
Painted stainless steel
Acero inoxidable pintado

One color to choose
Un color a elegir



CUSTOM
COLOR

CANOPY FLORÓN
Steel gloss nickel-plated
Acero níquel-satinado

230V: Ø8cm | 3,1in
120V: Ø12cm | 4,7in

CABLE
Transparent or black
Transparente o negro
Standard: 150cm | 59,1in
Lenght/largo customizable
120V: 200cm | 78,7in

RECOMMENDED BULBS
BOMBILLAS RECOMENDADAS
230V - 50Hz

E27 LED Vintage- Max. 1x12 W

120V - 60Hz

E26 LED - Max. 1x12 W

NET WEIGHT
PESO NETO
1,6kg | 3,5lb


65x32x23 cm
25,6x12,6x9,1 in
1,8kg | 4lb



Certifications:




LED Tempo Andante ref. TEAN04-LD LED / DIMMABLE



LAMPSHADE TULIPA
Painted stainless steel
Acero inoxidable pintado

One color to choose
Un color a elegir



CUSTOM
COLOR

Bottom diffuser
Difusor inferior

CANOPY FLORÓN
Steel gloss nickel-plated
Acero níquel-satinado

230V: Ø12cm | 4,7in
120V: Ø12cm | 4,7in

CABLE
Transparent or black
Transparente o negro
Standard: 150cm | 59,1in
Lenght/largo customizable
120V: 200cm | 78,7in

LIGHT SOURCE BUILT-IN
FUENTE DE LUZ INCLUIDA
230V - 50Hz

17W 2700K 1645lm built-in
upon request 3000K 1776lm

Dimming system: PHASE CUT /
upon request DALI/ Switch DIM

100-277V - 60Hz

17W 2700K 1645lm built-in
upon request 3000K 1776lm

Dimming system PHASE CONTROL & 0-10V
(only 120Vac TRIAC Dimmers)

NET WEIGHT
PESO NETO
2,1kg | 4,6lb

65x32x23 cm
25,6x12,6x9,1 in
2,4kg | 5,5lb



Certifications:




EXT Tempo Andante ref. TEAN04-EXT



LAMPSHADE TULIPA
Painted stainless steel
Acero inoxidable pintado

One color to choose
Un color a elegir



CUSTOM
COLOR

CANOPY FLORÓN
Steel and stainless steel
coated with epoxy paint
in black
Acero y acero inoxidable
pintado en negro

Ø12cm | 4,7in

STANDARDS TESTED |
NORMAS ENSAYADAS
EN 60598
EN 60529

Degree IP | Grado IP
IP64

CABLE
Black waterproof
neoprene cable
H05RN-F
Cable de neopreno
negro resistente al agua
H05RN-F

Standard: 150cm | 59,1in
Lenght/largo customizable

RECOMMENDED BULBS
BOMBILLAS RECOMENDADAS
220-240V - 50/60Hz

E27 LED Vintage - Max. 1x15 W
BULB A60 G125 G95 ST64

Only LED BULB suitable for contact with
water and use in humid conditions
Solamente Bombillas LED aptas para
el contacto con el agua y utilización en
condiciones de humedad

not available in 120V

* Please note that for environments with a high salinity,
proper maintenance of the luminaire will be necessary. We
recommend cleaning it with a soft brush and remove salt,
dust, or dirt deposited by moisture or wind.

*Tenga en cuenta que para ambientes con alto grado de
salinidad, será necesario realizar un correcto mantenimiento
de la luminaria. Recomendamos limpiar con un cepillo suave y
retirar la sal, el polvo o la suciedad depositada por la humedad
o el viento.

NET WEIGHT
PESO NETO
1,6kg | 3,5lb

65x32x23 cm
25,6x12,6x9,1 in
1,8kg | 4lb



Certifications:



Tempo Vivace ref. TEVIO4



27cm | 10,6in

43x39cm | 16,9x15,3in

LAMPSHADE TULIPA
Painted stainless steel
Acero inoxidable pintado

One color to choose
Un color a elegir



CUSTOM
COLOR

CANOPY FLORÓN
Steel gloss nickel-plated
Acero níquel-satinado

230V: Ø8cm | 3,1in
120V: Ø12cm | 4,7in

CABLE
Transparent or black
Transparente o negro
Standard: 150cm | 59,1in
Lenght/largo customizable
120V: 200cm | 78,7in

RECOMMENDED BULBS
BOMBILLAS RECOMENDADAS
230V - 50Hz

E27 LED Vintage- Max. 1x12 W

120V - 60Hz

E26 LED - Max. 1x12 W

NET WEIGHT
PESO NETO
1,6kg | 3,5lb



44x44x40 cm
17,3x17,3x15,7 in
2,2kg | 4,8lb



Certifications:



LED

Tempo Vivace ref. TEVIO4-LD LED / DIMMABLE



27cm | 10,6in

43x39cm | 16,9x15,3in

LAMPSHADE TULIPA
Painted stainless steel
Acero inoxidable pintado

One color to choose
Un color a elegir



CUSTOM
COLOR

Bottom diffuser
Difusor inferior

CANOPY FLORÓN
Steel gloss nickel-plated
Acero níquel-satinado

230V: Ø12cm | 4,7in
120V: Ø12cm | 4,7in

CABLE
Transparent or black
Transparente o negro
Standard: 150cm | 59,1in
Lenght/largo customizable
120V: 200cm | 78,7in

LIGHT SOURCE BUILT-IN
FUENTE DE LUZ INCLUIDA
230V - 50Hz

17W 2700K 1645lm built-in
upon request 3000K 1776lm
Dimming system: PHASE CUT /
upon request DALI/ Switch DIM

100-277V - 60Hz

17W 2700K 1645lm built-in
upon request 3000K 1776lm

Dimming system PHASE CONTROL & 0-10V
(only 120Vac TRIAC Dimmers)

NET WEIGHT
PESO NETO
2,2kg | 4,6lb



44x44x40 cm
17,3x17,3x15,7 in
3kg | 6,6lb



Certifications:



EXT

Tempo Vivace ref. TEVIO4-EXT




27cm | 10,6in

43x39cm | 16,9x15,3in

LAMPSHADE TULIPA
Painted stainless steel
Acero inoxidable pintado

One color to choose
Un color a elegir



CUSTOM
COLOR

CANOPY FLORÓN
Steel and stainless steel
coated with epoxy paint
in black
Acero y acero inoxidable
pintado en negro

Ø12cm | 4,7in

STANDARDS TESTED |
NORMAS ENSAYADAS
EN 60598
EN 60529

Degree IP | Grado IP
IP64

CABLE
Black waterproof
neoprene cable
H05RN-F
Cable de neopreno
negro resistente al agua
H05RN-F

Standard: 150cm | 59,1in
Lenght/largo customizable

RECOMMENDED BULBS
BOMBILLAS RECOMENDADAS
220-240V ~ 50/60Hz

E27 LED Vintage - Max. 1x15 W
BULB A60 G125 G95 ST64

Only LED BULB suitable for contact with
water and use in humid conditions
Solamente Bombillas LED aptas para
el contacto con el agua y utilización en
condiciones de humedad

not available in 120V

NET WEIGHT
PESO NETO
2,2kg | 4,6lb



44x44x40 cm
17,3x17,3x15,7 in
3kg | 6,6lb



Certifications:



* Please note that for environments with a high salinity,
proper maintenance of the luminaire will be necessary. We
recommend cleaning it with a soft brush and remove salt,
dust, or dirt deposited by moisture or wind.

*Tenga en cuenta que para ambientes con alto grado de
salinidad, será necesario realizar un correcto mantenimiento
de la luminaria. Recomendamos limpiar con un cepillo
suave y retirar la sal, el polvo o la suciedad depositada por la
humedad o el viento.


Ura 1 ref. UR104



LAMPSHADE TULIPA

Painted stainless steel
Acero inoxidable pintado

One color to choose
Un color a elegir



CUSTOM
COLOR

Stainless steel
Acero inoxidable

CANOPY FLORÓN

Steel gloss nickel-plated
Acero níquel-satinado

230V: Ø8cm | 3,1in
120V: Ø12cm | 4,7in

CABLE

Transparent or black
Transparente o negro
Standard: 150cm | 59,1in
Lenght/largo customizable
120V: 200cm | 78,7in

RECOMMENDED BULBS BOMBILLAS RECOMENDADAS

230V - 50Hz

E27 LED Vintage- Max. 1x12 W

120V - 60Hz

E26 LED - Max. 1x12 W

NET WEIGHT PESO NETO

1,8kg | 4lb



60x60x33 cm
23,6x23,6x13 in
4,2kg | 9,2lb



Certifications:




LED Ura 1 ref. UR104-LD



LAMPSHADE TULIPA

Painted stainless steel
Acero inoxidable pintado

One color to choose
Un color a elegir



CUSTOM
COLOR

Stainless steel
Acero inoxidable

CANOPY FLORÓN

Steel gloss nickel-plated
Acero níquel-satinado

230V: Ø12cm | 4,7in
120V: Ø12cm | 4,7in

CABLE

Transparent or black
Transparente o negro
Standard: 150cm | 59,1in
Lenght/largo customizable
120V: 200cm | 78,7in

LIGHT SOURCE BUILT-IN FUENTE DE LUZ INCLUIDA

230V - 50Hz

17W 2700K 1645lm built-in **D**
upon request 3000K 1776lm

Dimming system: PHASE CUT /
upon request DALI/ Switch DIM

100-277V - 60Hz

17W 2700K 1645lm built-in
upon request 3000K 1776lm

Dimming system PHASE CONTROL & 0-10V
(only 120Vac TRIAC Dimmers)

NET WEIGHT PESO NETO

2,3kg | 5,1lb



60x60x33 cm
23,6x23,6x13 in
4,7kg | 10,4lb



Certifications:




Ura 2 ref. UR204



LAMPSHADE TULIPA

Painted stainless steel
Acero inoxidable pintado

One color to choose
Un color a elegir



CUSTOM
COLOR

Stainless steel
Acero inoxidable

CANOPY FLORÓN

Steel gloss nickel-plated
Acero níquel-satinado

230V: Ø8cm | 3,1in
120V: Ø12cm | 4,7in

CABLE

Transparent or black
Transparente o negro
Standard: 150cm | 59,1in
Lenght/largo customizable
120V: 200cm | 78,7in

RECOMMENDED BULBS BOMBILLAS RECOMENDADAS

230V - 50Hz

E27 LED Vintage- Max. 1x12 W

120V - 60Hz

E26 LED - Max. 1x12 W

NET WEIGHT PESO NETO

1,1kg | 2,4lb



46x24x26 cm
18,1x9,4x10,2 in
1,6kg | 3,5lb



Certifications:





43cm | 16,9in

Ø20cm | 7,9in



Ura 2 ref. UR204-LD

LED / DIMMABLE

LAMPSHADE TULIPA
Painted stainless steel
Acero inoxidable pintado

One color to choose
Un color a elegir



CUSTOM
COLOR

Stainless steel
Acero inoxidable

Bottom diffuser
Difusor inferior

CANOPY FLORÓN
Steel gloss nickel-plated
Acero níquel-satinado

230V: Ø12cm | 4,7in
120V: Ø12cm | 4,7in

CABLE
Transparent or black
Transparente o negro
Standard: 150cm | 59,1in
Lenght/largo customizable
120V: 200cm | 78,7in

LIGHT SOURCE BUILT-IN
FUENTE DE LUZ INCLUIDA

230V - 50Hz

● 17W 2700K 1645lm built-in
upon request 3000K 1776lm

Dimming system: PHASE CUT /
upon request DALI/ Switch DIM

100-277V - 60Hz

● 17W 2700K 1645lm built-in
upon request 3000K 1776lm

Dimming system PHASE CONTROL & 0-10V
(only 120Vac TRIAC Dimmers)

NET WEIGHT
PESO NETO

1,7kg | 3,7lb



46x24x26 cm
18,1x9,4x10,2 in
2,1kg | 4,6lb



Certifications:



26cm | 10,2in

Ø33cm | 13in




Ura 3 ref. UR304

LED / DIMMABLE

LAMPSHADE TULIPA
Painted stainless steel
Acero inoxidable pintado

One color to choose
Un color a elegir



CUSTOM
COLOR

Stainless steel
Acero inoxidable

Bottom diffuser
Difusor inferior

CANOPY FLORÓN
Steel gloss nickel-plated
Acero níquel-satinado

230V: Ø12cm | 4,7in
120V: Ø12cm | 4,7in

CABLE
Transparent or black
Transparente o negro
Standard: 150cm | 59,1in
Lenght/largo customizable
120V: 200cm | 78,7in

RECOMMENDED BULBS
BOMBILLAS RECOMENDADAS

230V - 50Hz

E27 LED Vintage- Max. 1x12 W

Dimming system: PHASE CUT /
upon request DALI/ Switch DIM

100-277V - 60Hz

● 17W 2700K 1645lm built-in
upon request 3000K 1776lm

Dimming system PHASE CONTROL & 0-10V
(only 120Vac TRIAC Dimmers)

NET WEIGHT
PESO NETO

1,8kg | 4lb



36x36x31 cm
14,2x14,2x12,2 in
2kg | 4,4lb



Certifications:



26cm | 10,2in

Ø33cm | 13in

Virginia ref. VGO4A



LAMPSHADE TULIPA
Painted stainless steel
Acero inoxidable pintado

One color to choose
Un color a elegir



CUSTOM
COLOR

Stainless steel
Acero inoxidable

CANOPY FLORÓN
Steel gloss nickel-plated
Acero níquel-satinado

230V: Ø8cm | 3,1in
120V: Ø12cm | 4,7in

CABLE
Transparent or black
Transparente o negro
Standard: 150cm | 59,1in
Lenght/largo customizable
120V: 200cm | 78,7in

RECOMMENDED BULBS
BOMBILLAS RECOMENDADAS

230V - 50Hz

E27 LED Vintage- Max. 1x12 W

120V - 60Hz

E26 LED - Max. 1x12 W

NET WEIGHT
PESO NETO

3,5kg | 7,7lb



51x51x53 cm
20,7x20,7x20,9 in

4,2kg | 9,3lb



Certifications:



LED

Virginia ref. VGO4A-LD



LAMPSHADE TULIPA
Painted stainless steel
Acero inoxidable pintado

One color to choose
Un color a elegir



CUSTOM
COLOR

Stainless steel
Acero inoxidable

CANOPY FLORÓN
Steel gloss nickel-plated
Acero níquel-satinado

230V: Ø12cm | 4,7in
120V: Ø12cm | 4,7in

CABLE
Transparent or black
Transparente o negro
Standard: 150cm | 59,1in
Lenght/largo customizable
120V: 200cm | 78,7in

LIGHT SOURCE BUILT-IN
FUENTE DE LUZ INCLUIDA

230V - 50Hz

17W 2700K 1645lm built-in
upon request 3000K 1776lm

Dimming system: PHASE CUT /
upon request DALI/ Switch DIM

100-277V - 60Hz

17W 2700K 1645lm built-in
upon request 3000K 1776lm

Dimming system PHASE CONTROL & 0-10V
(only 120Vac TRIAC Dimmers)

NET WEIGHT
PESO NETO

3,8kg | 8,4lb



51x51x53 cm
20,7x20,7x20,9 in
4,5kg | 9,9lb



Certifications:




EXT

Virginia ref. VGO4A-EXT



LAMPSHADE TULIPA
Painted stainless steel
Acero inoxidable pintado

One color to choose
Un color a elegir



CUSTOM
COLOR

CANOPY FLORÓN
Steel and stainless steel
coated with epoxy paint
in black
Acero y acero inoxidable
pintado en negro

Ø12cm | 4,7in

STANDARDS TESTED |
NORMAS ENSAYADAS
EN 60598
EN 60529

Degree IP | Grado IP
IP64

CABLE
Black waterproof
neoprene cable
H05RN-F
Cable de neopreno
negro resistente al agua
HR05RN-F

Standard: 150cm | 59,1in
Lenght/largo customizable

RECOMMENDED BULBS
BOMBILLAS RECOMENDADAS

220-240V ~ 50/60Hz

E27 LED Vintage - Max. 1x15 W
BULB A60 G125 G95 ST64

Only LED BULB suitable for contact with
water and use in humid conditions
Solamente Bombillas LED aptas para
el contacto con el agua y utilización en
condiciones de humedad

not available in 120V

NET WEIGHT
PESO NETO

3,5kg | 7,7lb



51x51x53 cm
20,7x20,7x20,9 in
4,2kg | 9,3lb



Certifications:



* Please note that for environments with a high salinity,
proper maintenance of the luminaire will be necessary. We
recommend cleaning it with a soft brush and remove salt,
dust, or dirt deposited by moisture or wind.


*Tenga en cuenta que para ambientes con alto grado de
salinidad, será necesario realizar un correcto mantenimiento
de la luminaria. Recomendamos limpiar con un cepillo
suave y retirar la sal, el polvo o la suciedad depositada por la
humedad o el viento.

Virginia ref. VG04B



LAMPSHADE TULIPA
Painted stainless steel
Acero inoxidable pintado

One color to choose
Un color a elegir



CUSTOM
COLOR

Stainless steel
Acero inoxidable

CANOPY FLORÓN
Steel gloss nickel-plated
Acero niquel-satinado

230V: Ø8cm | 3.1in
120V: Ø12cm | 4.7in

CABLE
Transparent or black
Transparente o negro
Standard: 150cm | 59.1in
Lenght/largo customizable
120V: 200cm | 78.7in

RECOMMENDED BULBS
BOMBILLAS RECOMENDADAS

230V - 50Hz

E27 LED Vintage- Max. 1x12 W

120V - 60Hz

E26 LED - Max. 1x12 W

NET WEIGHT
PESO NETO

3kg | 6.6lb



44x44x40 cm
17.3x17.3x15.7 in
3.7kg | 8.2lb



Certifications:



LED


Virginia ref. VG04B-LD

LED / DIMMABLE



LAMPSHADE TULIPA
Painted stainless steel
Acero inoxidable pintado

One color to choose
Un color a elegir



CUSTOM
COLOR

Stainless steel
Acero inoxidable

Bottom diffuser
Difusor inferior

CANOPY FLORÓN
Steel gloss nickel-plated
Acero niquel-satinado

230V: Ø12cm | 4.7in
120V: Ø12cm | 4.7in

CABLE
Transparent or black
Transparente o negro
Standard: 150cm | 59.1in
Lenght/largo customizable
120V: 200cm | 78.7in

LIGHT SOURCE BUILT-IN
FUENTE DE LUZ INCLUIDA

230V - 50Hz

17W 2700K 1645lm built-in
upon request 3000K 1776lm

Dimming system: PHASE CUT /
upon request DALI / Switch DIM

100-277V - 60Hz

17W 2700K 1645lm built-in
upon request 3000K 1776lm

Dimming system PHASE CONTROL 0-10V
(only 120Vac TRIAC Dimmers)

NET WEIGHT
PESO NETO

3,3kg | 7,3lb



44x44x40 cm
17,3x17,3x15,7 in
4kg | 8,8lb



Certifications:



EXT

Virginia ref. VG04B-EXT



LAMPSHADE TULIPA
Painted stainless steel
Acero inoxidable pintado

One color to choose
Un color a elegir



CUSTOM
COLOR

CANOPY FLORÓN
Steel and stainless steel
coated with epoxy paint
in black
Acero y acero inoxidable
pintado en negro

Ø12cm | 4.7in

STANDARDS TESTED |
NORMAS ENSAYADAS
EN 60598
EN 60529

Degree IP | Grado IP
IP64

CABLE
Black waterproof
neoprene cable
H05RN-F
Cable de neopreno
negro resistente al agua
HRO5RN-F

Standard: 150cm | 59.1in
Lenght/largo customizable

RECOMMENDED BULBS
BOMBILLAS RECOMENDADAS

220-240V - 50/60Hz

E27 LED Vintage - Max. 1x15 W
BULB A60 G125 G95 ST64

Only LED BULB suitable for contact with
water and use in humid conditions
Solamente Bombillas LED aptas para
el contacto con el agua y utilización en
condiciones de humedad

not available in 120V

NET WEIGHT
PESO NETO

3kg | 6.6lb



44x44x40 cm
17,3x17,3x15,7 in
3,7kg | 8,2lb



Certifications:



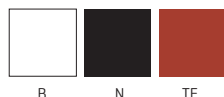
* Please note that for environments with a high salinity,
proper maintenance of the luminaire will be necessary. We
recommend cleaning it with a soft brush and remove salt,
dust, or dirt deposited by moisture or wind.
*Tenga en cuenta que para ambientes con alto grado de
salinidad, será necesario realizar un correcto mantenimiento
de la luminaria. Recomendamos limpiar con un cepillo suave y
retirar la sal, el polvo o la suciedad depositada por la humedad
o el viento.



V ref. VV04

LAMPSHADE TULIPA
Polycarbonate
Policarbonato

One color to choose
Un color a elegir



CUSTOM
COLOR

Glass diffuser
Difusor de vidrio

CANOPY FLORÓN
Steel painted in
white / black
Acero pintado en
blanco / negro

230V: Ø12cm | 4,7in
120V: Ø12cm | 4,7in

CABLE

Transparent or black
Transparente o negro

Standard: 150cm | 59,1in
Lenght/largo customizable
120V: 200cm | 78,7in

RECOMMENDED BULBS
BOMBILLAS RECOMENDADAS

230V - 50Hz

E27 LED Vintage- Max. 1x8 W

120V - 60Hz

E26 LED - Max. 1x8 W

NET WEIGHT
PESO NETO

5,4kg | 12lb



84x84x38 cm
33x33x15 in
9,6kg | 21,2lb



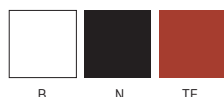
Certifications:



V ref. VV04G

LAMPSHADE TULIPA
Polycarbonate
Policarbonato

One color to choose
Un color a elegir



CUSTOM
COLOR

Acrylic diffuser
Difusor acrílico

CANOPY FLORÓN
Steel painted in
white / black
Acero pintado en
blanco / negro

230V: Ø12cm | 4,7in
120V: Ø12cm | 4,7in

CABLE

Transparent or black
Transparente o negro

Standard: 200cm | 78,7in
Lenght/largo customizable
120V: 200cm | 78,7in

RECOMMENDED BULBS
BOMBILLAS RECOMENDADAS

230V - 50Hz

E27 LED Vintage- Max. 4x8 W

120V - 60Hz

E26 LED - Max. 4x8 W

NET WEIGHT
PESO NETO


12kg | 26,5lb



110x110x33 cm
43,3x43,3x13 in
15kg | 33lb





Certifications:



LED Vento ref. VNO4-LD

LAMPSHADE TULIPA
Glass
Vidrio

One color to choose
Un color a elegir



Color combination



Bottom diffuser
Difusor inferior

CANOPY FLORÓN
Stainless steel
Acero inoxidable

230V: 13x11cm | 5,1x4,3in
120V: 13x11cm | 5,1x4,3in

CABLE

Transparent or black
Transparente o negro

Standard: 150cm | 59,1in
Lenght/largo customizable
120V: 200cm | 78,7in

LIGHT SOURCE BUILT-IN
FUENTE DE LUZ INCLUIDA

230V - 50Hz

20W 2700K 2637lm built-in
upon request 3000K 2721lm

Dimming system DALI / Switch DIM
upon request PHASE CUT

100-277V - 60Hz

20W 2700K 2637lm built-in
upon request 3000K 2721lm

Dimming system PHASE CONTROL & 0-10V
(only 120Vac TRIAC Dimmers)

NET WEIGHT
PESO NETO

5,6kg | 12,3lb



31x111x26 cm
12,2x43,7x10,2 in
9,8kg | 21,6lb



Certifications:



Woods ref. WD04



LAMPSHADE TULIPA

Birch
Abedul



Glass diffuser
Difusor de vidrio

CANOPY FLORÓN

Painted steel
Acero pintado

230V: Ø60cm | 23,6in
120V: Ø60cm | 23,6in

CABLE

Transparent
Transparente

RECOMMENDED BULBS BOMBILLAS RECOMENDADAS

230V - 50Hz

 E27 LED Vintage- Max. 1x12 W

120V - 60Hz

 E26 LED - Max. 1x12 W

NET WEIGHT PESO NETO

14,3kg | 31,5lb



60x60x33 cm
23,6x23,6x13 in
17kg | 37,7lb



Certifications:



*Height is not adjustable on site
*Altura no ajustable

COMPOSITIONS
COMPOSICIONES

90cm | 35,43in



250cm | 98,4in

76x68cm | 29,9x26,8in

Agasallo ref. AG04-4-P

LAMPSHADE TULIPA
Painted stainless steel
Acero inoxidable pintado

One color to choose
Un color a elegir



CUSTOM
COLOR

Color combinations upon request
Combinaciones de color bajo pedido

Stainless steel
Acero inoxidable

ref. 1xAG104, 1xAG204,
1xAG304, 1xAG404

CANOPY FLORÓN
Steel painted in black
matt
Acero pintado en negro
mate

230V: Ø12cm | 4,7in
120V: Ø12cm | 4,7in

4 x REF. PIEZA002
Finish black matt

CABLE
Black
Negro

Lenght/largo customizable

RECOMMENDED BULBS
BOMBILLAS RECOMENDADAS

230V - 50Hz

E27 LED Vintage- Max. 4x12 W

120V - 60Hz

E26 LED - Max. 4x12 W

NET WEIGHT
PESO NETO

4,5kg | 9,9lb

46x24x25 cm
18,1x9,4x9,8 in
 44x44x40 cm
17,3x17,3x15,7 in
 47x47x63 cm
18,5x18,5x24,8 in
 51x51x53 cm
20x20x20,9 in

10,6kg | 23,4lb



Certifications:



102cm | 40,2in



250cm | 98,4in

Ø110cm | 43,3in

Ballet ref. BA04-3

LAMPSHADE TULIPA
Painted stainless steel
Acero inoxidable pintado

One color to choose
Un color a elegir



CUSTOM
COLOR

Color combinations upon request
Combinaciones de color bajo pedido

Stainless steel
Acero inoxidable

ref. 1xBAPI04, 1xBARE04,
1xBALA04

CANOPY FLORÓN
DIBOND®

230V: Ø60cm | 23,6in
120V: Ø60cm | 23,6in

CABLE

Transparent or black
Transparente o negro

Lenght/largo customizable

RECOMMENDED BULBS
BOMBILLAS RECOMENDADAS

230V - 50Hz

E27 LED Vintage- Max. 3x12 W

120V - 60Hz

E26 LED - Max. 3x12 W

NET WEIGHT
PESO NETO

5,7kg | 12,6lb

60x80x118 cm
23,6x31,5x46,5 in
14kg | 30,2lb



Certifications:



102cm | 40,2in




250cm | 98,4in

Ø110cm | 43,3in

Ballet ref. BA04-3-P

LAMPSHADE TULIPA
Painted stainless steel
Acero inoxidable pintado

One color to choose
Un color a elegir



CUSTOM
COLOR

Color combinations upon request
Combinaciones de color bajo pedido

Stainless steel
Acero inoxidable

ref. 1xBAPI04, 1xBARE04,
1xBALA04

CANOPY FLORÓN
Steel gloss nickel-plated
Acero niquel-satinado

230V: Ø12cm | 4,7in
120V: Ø12cm | 4,7in

3 x REF. PIEZA002
Finish nickel-plated

CABLE

Transparent or black
Transparente o negro

Lenght/largo customizable

RECOMMENDED BULBS
BOMBILLAS RECOMENDADAS

230V - 50Hz

E27 LED Vintage- Max. 3x12 W

120V - 60Hz

E26 LED - Max. 3x12 W

NET WEIGHT
PESO NETO

3,5kg | 7,7lb

60x60x33 cm
23,6x23,6x13 in
 44x44x40 cm
17,3x17,3x15,7 in
 44x44x40 cm
17,3x17,3x15,7 in
7,8kg | 17,2lb



Certifications:





68cm | 26,8in


250cm | 98,4 in

70x70cm | 27,6x27,6in

Coral ref. C004-3

LAMPSHADE TULIPA
Painted stainless steel
Acero inoxidable pintado

One color to choose
Un color a elegir



CUSTOM COLOR

Color combinations upon request
Combinaciones de color bajo pedido

Stainless steel
Acero inoxidable

ref. 1xCOAU04, 1xCOSE04,
1xCOGA04

CANOPY FLORÓN
DIBOND®

230V: Ø60cm | 23,6in
120V: Ø60cm | 23,6in

CABLE
Transparent or black
Transparente o negro
Lenght/largo customizable

RECOMMENDED BULBS
BOMBILLAS RECOMENDADAS

230V - 50Hz

E27 LED Vintage- Max. 3x12 W

120V - 60Hz

E26 LED - Max. 3x12 W

NET WEIGHT
PESO NETO

6,9kg | 15,2lb



60x80x86 cm
23,6x31,5x33,8 in
12kg | 26,5lb



Certifications:



68cm | 26,8in


250cm | 98,4 in

70x70cm | 27,6x27,6in

Coral ref. C004-3-P

LAMPSHADE TULIPA
Painted stainless steel
Acero inoxidable pintado

One color to choose
Un color a elegir



CUSTOM COLOR

Color combinations upon request
Combinaciones de color bajo pedido

Stainless steel
Acero inoxidable

ref. 1xCOAU04, 1xCOSE04,
1xCOGA04

CANOPY FLORÓN
Steel gloss nickel-plated
Acero níquel-satinado

230V: Ø12cm | 4,7in
120V: Ø12cm | 4,7in

3 x REF. PIEZA002
Finish nickel-plated

CABLE
Transparent or black
Transparente o negro
Lenght/largo customizable

RECOMMENDED BULBS
BOMBILLAS RECOMENDADAS

230V - 50Hz

E27 LED Vintage- Max. 3x12 W

120V - 60Hz

E26 LED - Max. 3x12 W

NET WEIGHT
PESO NETO

4kg | 8,9lb

44x44x40 cm
17,3x17,3x15,7 in

44x44x40 cm
17,3x17,3x15,7 in

36x36x30 cm
14,2x14,2x11,8 in

6,2kg | 13,6lb



Certifications:



95cm | 37,4in


250cm | 98,4in

80x80cm | 31,5x31,5in

Coral ref. C004-5

LAMPSHADE TULIPA
Painted stainless steel
Acero inoxidable pintado

One color to choose
Un color a elegir



CUSTOM COLOR

Color combinations upon request
Combinaciones de color bajo pedido

Stainless steel
Acero inoxidable

ref. 1xCOAU04, 1xCOCY04,
1xCOSE04, 1xCOGA04,
1xCORE04

CANOPY FLORÓN
DIBOND®

230V: Ø60cm | 23,6in
120V: Ø60cm | 23,6in

CABLE
Transparent or black
Transparente o negro
Lenght/largo customizable

RECOMMENDED BULBS
BOMBILLAS RECOMENDADAS

230V - 50Hz

E27 LED Vintage- Max. 5x12 W

120V - 60Hz

E26 LED - Max. 5x12 W

NET WEIGHT
PESO NETO

9,6kg | 21,2lb



60x80x118 cm
23,6x31,5x46,5 in
17,5kg | 38,6lb



Certifications:





95cm | 37,4in

250cm | 98,4in


80x80cm | 31,5x31,5in

Coral ref. C004-5-P

LAMPSHADE TULIPA

Painted stainless steel
Acero inoxidable pintado

One color to choose
Un color a elegir



CUSTOM
COLOR

Color combinations upon request
Combinaciones de color bajo pedido

Stainless steel
Acero inoxidable

ref. 1xCOAU04, 1xCOCY04,
1xCOSE04, 1xCOGA04,
1xCORE04

CANOPY FLORÓN

Steel gloss nickel-plated
Acero níquel-satinado

230V: Ø12cm | 4,7in
120V: Ø12cm | 4,7in

5 x REF. PIEZA002
Finish nickel-plated

CABLE

Transparent or black
Transparente o negro

Lenght/largo customizable

RECOMMENDED BULBS BOMBILLAS RECOMENDADAS

230V - 50Hz

E27 LED Vintage- Max. 5x12 W

120V - 60Hz

E26 LED - Max. 5x12 W

NET WEIGHT PESO NETO

7,4kg | 16,3lb

44x44x40 cm
17,3x17,3x15,7 in

44x44x40 cm
17,3x17,3x15,7 in

36x36x30 cm
14,2x14,2x11,8 in

36x36x30 cm
14,2x14,2x11,8 in

66x32x23 cm
26x12,6x9,1 in

10kg | 22lb



Certifications:



Coral ref. C004-10

LAMPSHADE TULIPA

Painted stainless steel
Acero inoxidable pintado

One color to choose
Un color a elegir



CUSTOM
COLOR

Color combinations upon request
Combinaciones de color bajo pedido

Stainless steel
Acero inoxidable

ref. 2xCOAU04, 1xCOCY04,
2xCOSE04, 2xCOGA04,
2xCORE04, 1xCOAU04G

CANOPY FLORÓN

DIBOND®

230V: Ø120cm | 47,2in
120V: Ø120cm | 47,2in

CABLE

Transparent or black
Transparente o negro

Lenght/largo customizable

RECOMMENDED BULBS BOMBILLAS RECOMENDADAS

230V - 50Hz

E27 LED Vintage- Max. 13x12 W

120V - 60Hz

E26 LED - Max. 10x12 W

NET WEIGHT PESO NETO

35,3kg | 77,8lb



80x125x138 cm
31,5x49,2x54,3 in
56kg | 123,5lb



Certifications:



123cm | 48,4in

250cm | 98,4in

135x135cm | 53,1x53,1in

Curvas ref. CVO4C-3

LAMPSHADE TULIPA

Glass
Vidrio

One color to choose
Un color a elegir



Bottom diffuser
Difusor inferior

ref. 3xCV04
*pictured color: 02
*color de la fotografía: 02

CANOPY FLORÓN

DIBOND®

230V: Ø60cm | 23,6in
120V: Ø60cm | 23,6in

CABLE

Transparent or black
Transparente o negro

Lenght/largo customizable

RECOMMENDED BULBS BOMBILLAS RECOMENDADAS

230V - 50Hz

E27 LED Vintage- Max. 3x12 W

120V - 60Hz

E26 LED - Max. 3x12 W

NET WEIGHT PESO NETO

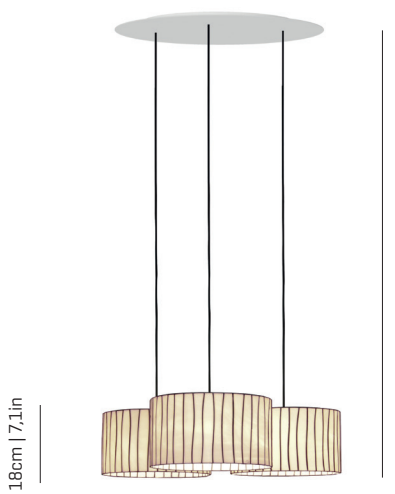
8kg | 17,6lb



60x80x95 cm
23,6x31,5x37,4 in
16kg | 35lb



Certifications:

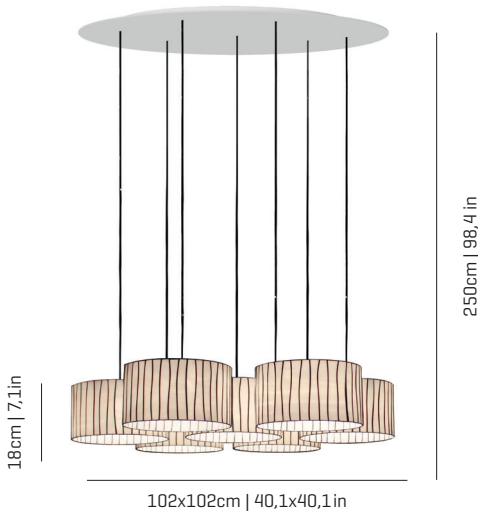


18cm | 7,1in

250cm | 98,4in

72x66cm | 28,3x26in


Curvas ref. CV04-7



LAMPSHADE TULIPA

Glass
Vidrio

One color to choose
Un color a elegir



Bottom diffuser
Difusor inferior

ref. 7xCV04
*pictured color: 02
*color de la fotografía: 02

CANOPY FLORÓN

DIBOND®

230V: Ø100cm | 39,4in
120V: Ø100cm | 39,4in

CABLE

Transparent or black
Transparente o negro
Lenght/largo customizable

RECOMMENDED BULBS BOMBILLAS RECOMENDADAS

230V - 50Hz

E27 LED Vintage- Max. 7x12 W

120V - 60Hz

E26 LED - Max. 7x12 W

NET WEIGHT PESO NETO

18kg | 39,7lb

80x120x125 cm
31,5x47,2x49,2 in
35kg | 77lb



Certifications:



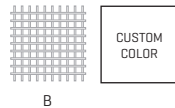
Fluo ref. FLO4-4



LAMPSHADE TULIPA

Galvanized painted steel
Acero galvanizado pintado

One color: white
Un color: blanco



ref. 4xFLO4

CANOPY FLORÓN

Stainless steel
Acero inoxidable

230V: Ø14cm | 5,5in
h10cm | 3,9in
120V: Ø14cm | 5,5in
h10cm | 3,9in

CABLE

Transparent
Transparente
Lenght/largo customizable

RECOMMENDED BULBS BOMBILLAS RECOMENDADAS

230V - 50Hz

E27 LED Vintage- Max. 4x12 W

120V - 60Hz

E26 LED - Max. 4x12 W

NET WEIGHT PESO NETO

11,3kg | 25lb

77x82x139 cm
30,3x32,3x54,7 in
22kg | 48,5lb


77x82x139 cm
30,3x32,3x54,7 in
20kg | 44,1lb



Certifications:



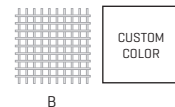
Fluo ref. FLO4-16



LAMPSHADE TULIPA

Galvanized painted steel
Acero galvanizado pintado

One color: white
Un color: blanco



ref. 16xFLO4

CANOPY FLORÓN

Stainless steel
Acero inoxidable

230V: Ø14cm | 5,5in
h14cm | 5,5in
120V: Ø14cm | 5,5in
h14cm | 5,5in

CABLE

Transparent
Transparente
Lenght/largo customizable*

RECOMMENDED BULBS BOMBILLAS RECOMENDADAS

230V - 50Hz

E27 LED Vintage- Max. 16x12 W

120V - 60Hz

E26 LED - Max. 16x12 W

NET WEIGHT PESO NETO

57kg | 125,6lb

77x82x200 cm
30,3x32,3x78,7 in

80x120x200 cm
31,5x47,2x78,7 in

77x82x77 cm
30,3x32,3x30,3 in

135kg | 297lb



Certifications:



LED

Mytilus ref. MY04-3

30cm | 11,8in



136x140cm | 53,5x55,1in

250cm | 98,4in

LAMPSHADE TULIPA
Painted stainless steel
Acero inoxidable pintado

One color: white
Un color: blanco



BL

DIFFUSER DIFUSOR
Glass sphere
Esfera de vidrio

ref. 3xMY04G

*approximate measurements
*medidas aproximadas

CANOPY FLORÓN
Steel gloss nickel-plated
Acero níquel-satinado

230V: Ø15(12)cm | 5,9(4,7)in
120V: Ø15(12)cm | 5,9(4,7)in

CABLE
Transparent
Transparente
Lenght/largo customizable

LIGHT SOURCE BUILT-IN
FUENTE DE LUZ INCLUIDA

230V - 50Hz

25W 3000K 2880lm built-in
upon request 2700K 3201lm



Dimming system DALI / Switch DIM
upon request PHASE CUT

100-277V - 60Hz

25W 3000K 3201lm built-in
upon request 2700K 2880lm

Dimming system PHASE CONTROL & 0-10V
(only 120Vac TRIAC Dimmers)

NET WEIGHT
PESO NETO

25,5kg | 56,2lb



82x97x105 cm
35,4x38,2x41,3 in
28kg | 61,7lb



Certifications:



Nevo ref. NE04-6

115cm | 45,3in




90x90cm | 35,4x35,4in

250cm | 98,4in

LAMPSHADE TULIPA
Painted stainless steel
Acero inoxidable pintado

One color to choose
Un color a elegir



BL

BE

G

T

CUSTOM
COLOR

Color combinations upon request
Combinaciones de color bajo pedido

Steel gloss nickel-plated
and Stainless steel
Acero níquel-satinado
y acero inoxidable

ref. 3xNE06P, 3xNE04-1

CANOPY FLORÓN
DIBOND®

230V: Ø60cm | 23,6in
120V: Ø60cm | 23,6in

CABLE
Transparent
Transparente
Lenght/largo customizable

RECOMMENDED BULBS
BOMBILLAS RECOMENDADAS

230V - 50Hz

E14 LED Vintage- Max. 9x7 W

120V - 60Hz

E12 LED - Max. 9x7 W

NET WEIGHT
PESO NETO

9,4kg | 20,7lb



60x80x106 cm
23,6x31,5x41,2 in
20kg | 40lb



Certifications:



Nevo ref. NE04-11

140cm | 55,1in




125x125cm | 49,2x49,2in

250cm | 98,4in

LAMPSHADE TULIPA
Painted stainless steel
Acero inoxidable pintado

One color to choose
Un color a elegir



BL

BE

G

T

CUSTOM
COLOR

Color combinations upon request
Combinaciones de color bajo pedido

Steel gloss nickel-plated
and Stainless steel
Acero níquel-satinado
y acero inoxidable

ref. 4xNE06P, 7xNE04-1

CANOPY FLORÓN
DIBOND®

230V: Ø120cm | 47,2in
120V: Ø120cm | 47,2in

CABLE
Transparent
Transparente
Lenght/largo customizable

RECOMMENDED BULBS
BOMBILLAS RECOMENDADAS

230V - 50Hz

E14 LED Vintage- Max. 18x7 W

120V - 60Hz

E12 LED - Max. 18x7 W

NET WEIGHT
PESO NETO

10kg | 22lb




80x125x135 cm
31,5x49,2x53,1 in
53kg | 116,8lb



Certifications:




Tati ref. TA04-3



LAMPSHADE TULIPA
Painted stainless steel
Acero inoxidable pintado

One color to choose
Un color a elegir



CUSTOM
COLOR

Color combinations upon request
Combinaciones de color bajo pedido

Steel gloss nickel-plated
and Stainless steel
Acero niquel-satinado
y acero inoxidable

ref. 3xTA06G

CANOPY FLORÓN
DIBOND®

230V: Ø60cm | 23,6in
120V: Ø60cm | 23,6in

CABLE
Transparent
Transparente

Lenght/largo customizable

RECOMMENDED BULBS
BOMBILLAS RECOMENDADAS

230V - 50Hz

E14 LED Vintage - Max. 6x7 W

120V - 60Hz

E12 LED - Max. 6x7 W

NET WEIGHT
PESO NETO

6kg | 13,2lb




60x80x82 cm
23,6x31,5x32,3 in
19kg | 41,9lb



Certifications:




Tati ref. TA04-5



LAMPSHADE TULIPA
Painted stainless steel
Acero inoxidable pintado

One color to choose
Un color a elegir



CUSTOM
COLOR

Color combinations upon request
Combinaciones de color bajo pedido

Steel gloss nickel-plated
and Stainless steel
Acero niquel-satinado
y acero inoxidable

ref. 3xTA06G, 2xTA06P

CANOPY FLORÓN
DIBOND®

230V: Ø60cm | 23,6in
120V: Ø60cm | 23,6in

CABLE
Transparent
Transparente

Lenght/largo customizable

RECOMMENDED BULBS
BOMBILLAS RECOMENDADAS

230V - 50Hz

E14 LED Vintage- Max. 8x7 W

120V - 60Hz

E12 LED - Max. 8x7 W

NET WEIGHT
PESO NETO

8,9kg | 19,6lb



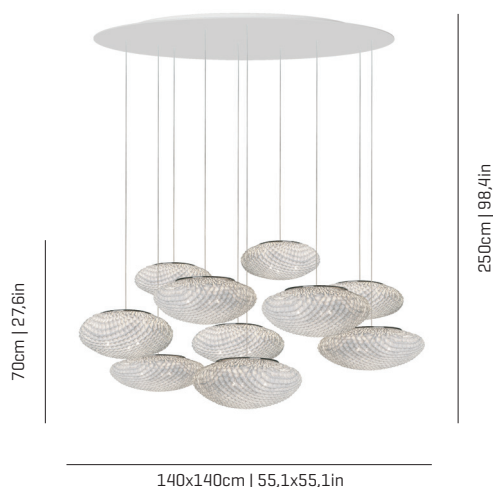
60x80x82 cm
23,6x31,5x32,3 in
25kg | 55,1lb



Certifications:




Tati ref. TA04-10



LAMPSHADE TULIPA
Painted stainless steel
Acero inoxidable pintado

One color to choose
Un color a elegir



CUSTOM
COLOR

Color combinations upon request
Combinaciones de color bajo pedido

Steel gloss nickel-plated
and Stainless steel
Acero niquel-satinado
y acero inoxidable

ref. 6xTA06G, 4xTA06P

CANOPY FLORÓN
DIBOND®

230V: Ø120cm | 47,2in
120V: Ø120cm | 47,2in

CABLE
Transparent
Transparente

Lenght/largo customizable

RECOMMENDED BULBS
BOMBILLAS RECOMENDADAS

230V - 50Hz

E14 LED Vintage- Max. 16x7 W

120V - 60Hz

E12 LED - Max. 16x7 W

NET WEIGHT
PESO NETO

19kg | 41,9lb



80x125x135 cm
31,5x49,2x53,1 in
55kg | 121,3lb



Certifications:





47cm | 18,6in


71x75cm | 27,8x29,3in

250cm | 98,4in

Ura ref. UR04-3

LAMPSHADE TULIPA
Painted stainless steel
Acero inoxidable pintado

One color to choose
Un color a elegir



CUSTOM
COLOR

Color combinations upon request
Combinaciones de color bajo pedido

Stainless steel
Acero inoxidable

ref. 1xUR104, 1xUR204, 1xUR304

CANOPY FLORÓN
DIBOND®

230V: Ø60cm | 23,6in
120V: Ø60cm | 23,6in

CABLE
Transparent or black
Transparente o negro

Length/largo customizable

RECOMMENDED BULBS
BOMBILLAS RECOMENDADAS

230V - 50Hz

 E27 LED Vintage- Max. 3x12 W

120V - 60Hz

 E26 LED - Max. 3x12 W

NET WEIGHT
PESO NETO

10,2kg | 22,5lb



60x80x95 cm
23,6x31,5x37,4 in
10,2kg | 22,5lb



Certifications:



WALL & CEILING LAMPS

APLIQUES Y PLAFONES

35cm | 13,7in




36cm | 14,2in

15cm | 5,9in

Ballet ref. BA06

LAMP SHADE TULIPA
Painted stainless steel
Acero inoxidable pintado

One color to choose
Un color a elegir



CUSTOM COLOR

SUPPORT SOPORTE
Painted steel
Acero pintado

**MOUNTING OPTIONS
OPCIONES DE INSTALACIÓN**
Wall lamp
Aplicque

**RECOMMENDED BULBS
BOMBILLAS RECOMENDADAS**
230V - 50Hz

E27 LED Vintage- Max. 1x8W

120V - 60Hz

E26 LED - Max. 1x8 W

**NET WEIGHT
PESO NETO**
0,6kg | 1,3lb



44x44x20 cm
17,3x17,3x7,9 in
1,9kg | 4,2lb



Certifications:



35cm | 13,7in



36cm | 14,2in

15cm | 5,9in

LED

Ballet ref. BA06-LD

LAMP SHADE TULIPA
Painted stainless steel
Acero inoxidable pintado

One color to choose
Un color a elegir



CUSTOM COLOR

SUPPORT SOPORTE
Painted steel
Acero pintado

**MOUNTING OPTIONS
OPCIONES DE INSTALACIÓN**
Wall lamp
Aplicque

**LIGHT SOURCE BUILT-IN
FUENTE DE LUZ INCLUIDA**

230V - 50Hz

8W 2700K 960lm built-in
upon request 3000K 1067lm

Dimming system PHASE CUT

100-277V - 60Hz

8W 2700K 960lm built-in
upon request 3000K 1067lm

Dimming system PHASE CONTROL and 0-10V
(only 120Vac TRIAC Dimmers)

**NET WEIGHT
PESO NETO**
1kg | 2,3lb



44x44x20 cm
17,3x17,3x7,9 in
2,3kg | 5,1lb




Certifications:



*Depth 110V: 10cm|3,9in

35cm | 13,7in



38cm | 14,9in

21cm | 8,2in

Blum ref. BLO6

LAMP SHADE TULIPA
Painted stainless steel thread
Hilo de acero inoxidable pintado

One color: white
Un color: blanco



SUPPORT SOPORTE
Painted steel
Acero pintado

**MOUNTING OPTIONS
OPCIONES DE INSTALACIÓN**
Wall lamp
Aplicque

**RECOMMENDED BULBS
BOMBILLAS RECOMENDADAS**
230V - 50Hz

E27 LED Vintage- Max. 1x12 W

120V - 60Hz

E26 LED - Max. 1x12 W

**NET WEIGHT
PESO NETO**
1,1kg | 2,4lb



44x44x40 cm
17,3x17,3x15,7 in
1,5kg | 3,3lb



Certifications:



LED

Bold ref. B006**LAMPSHADE TULIPA**Triple Opal Glass
Vidrio Opal tripleOne color
Un color

B

SUPPORT SOPORTEPainted aluminum
Aluminio pintadoPlug-in
Enchufable
200cm | 78.7 in**MOUNTING OPTIONS****OPCIONES DE INSTALACIÓN**Wall lamp
Aplique**LIGHT SOURCE BUILT-IN**
FUENTE DE LUZ INCLUIDA

230V - 50Hz

8W 3000K 750lm built-in

100-277V - 60Hz

8W 3000K 750lm built-in

NET WEIGHT
PESO NETO

1,3kg | 2,9lb

30x30x30 cm
11,8x11,8x11,8 in
1,5kg | 3,3lb

Certifications:



25cm | 9,8in



20cm | 7,87 in

Cors ref. CR06**LAMPSHADE TULIPA**Painted stainless steel
Acero inoxidable pintadoOne color to choose
Un color a elegir

BL BE G T

CUSTOM
COLOR**SUPPORT SOPORTE**Stainless steel
Acero inoxidable**MOUNTING OPTIONS****OPCIONES DE INSTALACIÓN**Wall lamp
Aplique**RECOMMENDED BULBS**
BOMBILLAS RECOMENDADAS

230V - 50Hz

G9 LED - Max. 2x4 W

120V - 60Hz

G9 LED - Max. 2x4 W

NET WEIGHT
PESO NETO

0,6kg | 1,3lb

51x19x27 cm
20,1x7,5x10,6 in
1kg | 2,2lb

Certifications:



30cm | 11,8 in



40cm | 15,7in

15cm | 5,9in

LED

Cors ref. CR06-LD**LED / DIMMABLE****LAMPSHADE TULIPA**Painted stainless steel
Acero inoxidable pintadoOne color to choose
Un color a elegir

BL BE G T

CUSTOM
COLOR**SUPPORT SOPORTE**Steel gloss nickel-plated
and stainless steel
Acero níquel-satinado
y acero inoxidable**MOUNTING OPTIONS****OPCIONES DE INSTALACIÓN**Wall lamp
Aplique**LIGHT SOURCE BUILT-IN**
FUENTE DE LUZ INCLUIDA

230V - 50Hz

8W 2700K 960lm built-in

upon request 3000K 1067lm

Dimming system PHASE CUT

100-277V - 60Hz

8W 2700K 960lm built-in

upon request 3000K 1067lm

Dimming system PHASE CONTROL and 0-10V
(only 120Vac TRIAC Dimmers)**NET WEIGHT**
PESO NETO

1,1kg | 2,4lb

51x19x27 cm
20,1x7,5x10,6 in
1,5kg | 3,3lb

Certifications:

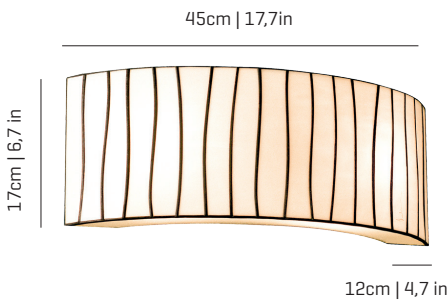


30cm | 11,8 in



40cm | 15,7in

15cm | 5,9in




Curvas ref. CV06

LAMPSHADE TULIPA

Glass
Vidrio

One color to choose
Un color a elegir



SUPPORT SOPORTE

Stainless steel
Acero inoxidable

MOUNTING OPTIONS OPCIONES DE INSTALACIÓN

Wall lamp
Aplique

RECOMMENDED BULBS BOMBILLAS RECOMENDADAS

230V - 50Hz

E14 LED Vintage - Max. 2x7 W

120V - 60Hz

E12 LED - Max. 2x7 W

NET WEIGHT PESO NETO

1,7kg | 3,7lb

65x32x23 cm
25,6x12,6x9,1 in
3kg | 6,5lb



Certifications:




Gea ref. GE06

LAMPSHADE TULIPA

Painted stainless steel
Acero inoxidable pintado

One color to choose
Un color a elegir



SUPPORT SOPORTE

Stainless steel
Acero inoxidable

MOUNTING OPTIONS OPCIONES DE INSTALACIÓN

Wall lamp
Aplique

RECOMMENDED BULBS BOMBILLAS RECOMENDADAS

230V - 50Hz

G9 LED - Max. 2x4 W

120V - 60Hz

G9 LED - Max. 2x4 W

NET WEIGHT PESO NETO

0,6kg | 1,3lb

36x26x19 cm
14,2x10,2x7,5 in
1kg | 2,2lb



Certifications:




LED

Gea ref. GE06-LD

LAMPSHADE TULIPA

Painted stainless steel
Acero inoxidable pintado

One color to choose
Un color a elegir



SUPPORT SOPORTE

Steel gloss nickel-plated
and stainless steel
Acero niquel-satinado
y acero inoxidable

MOUNTING OPTIONS OPCIONES DE INSTALACIÓN

Wall lamp
Aplique

Inside diffuser
Difusor interno

LED / DIMMABLE

LIGHT SOURCE BUILT-IN FUENTE DE LUZ INCLUIDA

230V - 50Hz

8W 2700K 960lm built-in
upon request 3000K 1067lm

Dimming system PHASE CUT

100-277V - 60Hz

8W 2700K 960lm built-in
upon request 3000K 1067lm

Dimming system PHASE CONTROL and 0-10V
(only 120Vac TRIAC Dimmers)

NET WEIGHT PESO NETO

1,1kg | 2,4lb


36x26x19 cm
14,2x10,2x7,5 in
1,5kg | 3,3lb



Certifications:



Kala ref. KL06



LAMPSHADE TULIPA
Painted stainless steel
Acero inoxidable pintado

SUPPORT SOPORTE
Stainless steel
Acero inoxidable

RECOMMENDED BULBS
BOMBILLAS RECOMENDADAS

NET WEIGHT
PESO NETO


230V - 50Hz

G9 LED - Max. 2x4 W

0,6kg | 1,3lb

One color to choose
Un color a elegir

MOUNTING OPTIONS
OPCIONES DE INSTALACIÓN



Wall lamp
Aplique

CUSTOM
COLOR

120V - 60Hz

G9 LED - Max. 2x4 W



36x26x19 cm
14,2x10,2x7,5 in
1kg | 2,2lb




Certifications:



*Width 110V: 24cm|9,4in

LED

Kala ref. KL06-LD



LAMPSHADE TULIPA
Painted stainless steel
Acero inoxidable pintado

SUPPORT SOPORTE
Steel gloss nickel-plated
and stainless steel
Acero niquel-satinado
y acero inoxidable

LIGHT SOURCE BUILT-IN
FUENTE DE LUZ INCLUIDA

NET WEIGHT
PESO NETO

230V - 50Hz

8W 2700K 960lm built-in
upon request 3000K 1067lm




Dimming system PHASE CUT

1,1kg | 2,4lb

One color to choose
Un color a elegir

MOUNTING OPTIONS
OPCIONES DE INSTALACIÓN



Wall lamp
Aplique

CUSTOM
COLOR

100-277V - 60Hz

8W 2700K 960lm built-in
upon request 3000K 1067lm

Dimming system PHASE CONTROL and 0-10V
(only 120Vac TRIAC Dimmers)



36x26x19 cm
14,2x10,2x7,5 in
1,5kg | 3,3lb



Certifications:



Inside diffuser
Difusor interno

LED

Kite ref. KT06-LD



LAMPSHADE TULIPA
Painted stainless steel
Acero inoxidable pintado

SUPPORT SOPORTE
Stainless steel
Acero inoxidable

LIGHT SOURCE BUILT-IN
FUENTE DE LUZ INCLUIDA

NET WEIGHT
PESO NETO

230V - 50Hz

17W 2700K 3636lm built-in
upon request 3000K 3780lm

Dimming system: PHASE CUT /
upon request DALI/ Switch DIM



8,5kg | 18,7lb

One color to choose
Un color a elegir

MOUNTING OPTIONS
OPCIONES DE INSTALACIÓN



Wall & ceiling lamp
Aplique & plafón

CUSTOM
COLOR

100-277V - 60Hz

17W 2700K 3636lm built-in
upon request 3000K 3780lm

Dimming system PHASE CONTROL and 0-10V
(only 120Vac TRIAC Dimmers)



71x71x15 cm
28x28x5,9 in
9,2kg | 20,3lb



Certifications:



LED

Kite ref. **KT06G-LD**

LED / DIMMABLE

LAMPSHADE TULIPAPainted stainless steel
Acero inoxidable pintado**SUPPORT SOPORTE**Stainless steel
Acero inoxidable**LIGHT SOURCE BUILT-IN**
FUENTE DE LUZ INCLUIDA

230V - 50Hz

□□□□ 34W 2700K 7272lm built-in

upon request 3000K 7560lm

Dimming system: PHASE CUT /
upon request DALI/ Switch DIM**NET WEIGHT**
PESO NETO

7,5kg | 16,5lb

102x102x13 cm
40,1x40,1x5,1 in
11kg | 24,2lb

Certifications:



134cm | 52,7in

120cm | 47,2in



9cm | 3,5in

One color to choose
Un color a elegir

BL

G

**MOUNTING OPTIONS**
OPCIONES DE
INSTALACIÓNWall & ceiling lamp
Aplicque & plafón

100 - 277V - 60Hz

□□□□ 34W 2700K 7272lm built-in

upon request 3000K 7560lm

Dimming system PHASE CONTROL and 0-10V
(only 120Vac TRIAC Dimmers)

LED

Li ref. **LI06**

LED / DIMMABLE

LAMPSHADE TULIPAPressed Cellulose
Celulosa prensada**SUPPORT SOPORTE**Stainless steel
Acero inoxidable**LIGHT SOURCE BUILT-IN**
FUENTE DE LUZ INCLUIDA

230V - 50Hz

□□□□ 11,8W 2700K 1604lm built-in

upon request 3000K 1654lm

Dimming system PHASE CUT

**NET WEIGHT**
PESO NETO

1,2kg | 2,6lb

32x65x23 cm
12,6x25,6x9 in
2kg | 4,4lb

Certifications:



51,5cm | 20,3in

6,5cm | 2,6in



15,5cm | 6,1in

One color to choose
Un color a elegir

42

43


46



47

48

49



50

51

52

MOUNTING OPTIONS
OPCIONES DE
INSTALACIÓNWall lamp
Aplicque

120V - 60Hz

□□□□ 11,8W 2700K 1546lm built-in

upon request 3000K 1805lm

Dimming system PHASE CONTROL and 0-10V
(only 120Vac TRIAC Dimmers)

LED

Li ref. **LI06G**

LED / DIMMABLE

LAMPSHADE TULIPAPressed Cellulose
Celulosa prensada**SUPPORT SOPORTE**Stainless steel
Acero inoxidable**LIGHT SOURCE BUILT-IN**
FUENTE DE LUZ INCLUIDA

230V - 50Hz

□□□□ 17W 2700K 2558lm built-in

upon request 3000K 2632lm

Dimming system PHASE CUT

**NET WEIGHT**
PESO NETO

2,9kg | 6,4lb

110x31x25 cm
43,3x12,2x9,8 in
4,7kg | 10,4lb

Certifications:



103,5cm | 40,7in

6,5cm | 2,6in



16cm | 6,3in

One color to choose
Un color a elegir

42

43


46



47

48

49




50

51

52

MOUNTING OPTIONS
OPCIONES DE
INSTALACIÓNWall lamp
Aplicque



LED Li ref. **L106G-D**

LAMPSHADE TULIPA
Pressed Cellulose
Celulosa prensada

One color to choose
Un color a elegir



SUPPORT SOPORTE
Stainless steel
Acero inoxidable

MOUNTING OPTIONS
OPCIONES DE
INSTALACIÓN
Wall lamp
Aplique

LED / DIMMABLE

LIGHT SOURCE BUILT-IN
FUENTE DE LUZ INCLUIDA

230V - 50Hz
23,6W 2700K 3020lm built-in
upon request 3000K 3115lm
Dimming system DALI / Switch DIM

100 - 277V - 60Hz

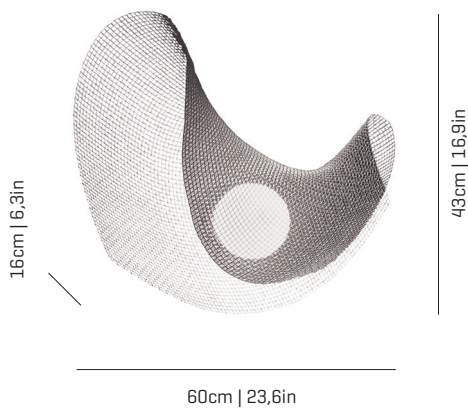
17W 2700K 2558lm built-in
upon request 3000K 2632lm

Dimming system PHASE CONTROL and 0-10V
(only 120Vac TRIAC Dimmers)

NET WEIGHT
PESO NETO

2,9kg | 6,4lb

110x31x25 cm
43,3x12,2x9,8 in
4,7kg | 10,4lb



LED Mytilus ref. **MY06**

LAMPSHADE TULIPA
Painted stainless steel
Acero inoxidable pintado

One color: white
Un color: blanco



SUPPORT SOPORTE
Steel gloss nickel-plated
Acero niquel-satinado

MOUNTING OPTIONS
OPCIONES DE
INSTALACIÓN
Wall lamp
Aplique

LED / DIMMABLE

LIGHT SOURCE BUILT-IN
FUENTE DE LUZ INCLUIDA

230V - 50Hz
8W 2700K 960lm built-in
upon request 3000K 1067lm
Dimming system PHASE CUT

100 - 277V - 60Hz

8W 2700K 960lm built-in
upon request 3000K 1067lm

Dimming system PHASE CONTROL and 0-10V
(only 120Vac TRIAC Dimmers)

NET WEIGHT
PESO NETO

3kg | 6,6lb

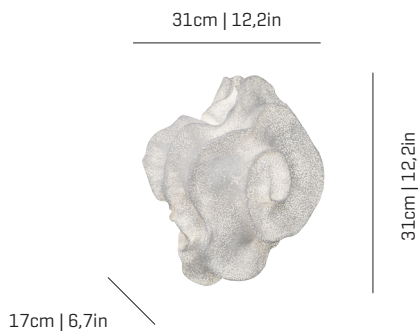
60x60x22 cm
23,6x23,6x8,7 in
4,5kg | 9,9lb



DIFFUSER DIFUSOR
Glass sphere
Esfera de vidrio


*approximate measurements
*medidas aproximadas

Nevo ref. **NE06P**



LAMPSHADE TULIPA
Painted stainless steel
Acero inoxidable pintado

One color to choose
Un color a elegir



SUPPORT SOPORTE
Steel gloss nickel-plated
and stainless steel
Acero niquel-satinado
y acero inoxidable

MOUNTING OPTIONS
OPCIONES DE
INSTALACIÓN
Wall lamp
Aplique

RECOMMENDED BULBS
BOMBILLAS RECOMENDADAS

230V - 50Hz
G9 LED - Max. 1x4 W

120V - 60Hz

G9 LED - Max. 1x4 W


NET WEIGHT
PESO NETO

0,8kg | 1,8lb

36x36x31 cm
14,2x14,2x12,2 in
1,8kg | 4lb



Steel gloss nickel-plated
and stainless steel
Acero niquel-satinado
y acero inoxidable



Nevo ref. NE06P-LD

LED / DIMMABLE

LAMPSHADE TULIPA
Painted stainless steel
Acero inoxidable pintado

One color to choose
Un color a elegir



CUSTOM COLOR

Steel gloss nickel-plated and stainless steel
Acero niquel-satinado y acero inoxidable

Inside diffuser
Difusor interno

SUPPORT SOPORTE
Steel gloss nickel-plated and stainless steel
Acero niquel-satinado y acero inoxidable

MOUNTING OPTIONS OPCIONES DE INSTALACIÓN

Wall lamp
Aplique

LIGHT SOURCE BUILT-IN FUENTE DE LUZ INCLUIDA

230V - 50Hz

8W 2700K 960lm built-in

upon request 3000K 1067lm

Dimming system PHASE CUT



100 - 277V - 60Hz

8W 2700K 960lm built-in

upon request 3000K 1067lm

Dimming system PHASE CONTROL and 0-10V
(only 120Vac TRIAC Dimmers)

NET WEIGHT PESO NETO

1,2kg | 2,6lb



36x36x31 cm
14,2x14,2x12,2 in
1,8kg | 4lb



Certifications:




38cm | 14,9in

Nevo ref. NE06

LAMPSHADE TULIPA
Painted stainless steel
Acero inoxidable pintado

One color to choose
Un color a elegir



CUSTOM COLOR

Steel gloss nickel-plated and stainless steel
Acero niquel-satinado y acero inoxidable

SUPPORT SOPORTE
Steel gloss nickel-plated and stainless steel
Acero niquel-satinado y acero inoxidable

MOUNTING OPTIONS OPCIONES DE INSTALACIÓN

Wall lamp
Aplique

RECOMMENDED BULBS BOMBILLAS RECOMENDADAS

230V - 50Hz

E14 LED Vintage - Max. 2x7 W

120V - 60Hz

E12 LED - Max. 2x7 W

NET WEIGHT PESO NETO

1,1kg | 2,4lb



36x36x31 cm
14,2x14,2x12,2 in
2,2kg | 4,8lb



Certifications:




Nevo ref. NE06-LD

LED / DIMMABLE

LAMPSHADE TULIPA
Painted stainless steel
Acero inoxidable pintado

One color to choose
Un color a elegir



CUSTOM COLOR

Steel gloss nickel-plated and stainless steel
Acero niquel-satinado y acero inoxidable

Inside diffuser
Difusor interno

SUPPORT SOPORTE
Steel gloss nickel-plated and stainless steel
Acero niquel-satinado y acero inoxidable

MOUNTING OPTIONS OPCIONES DE INSTALACIÓN

Wall lamp
Aplique

LIGHT SOURCE BUILT-IN FUENTE DE LUZ INCLUIDA

230V - 50Hz

8W 2700K 960lm built-in

upon request 3000K 1067lm

Dimming system PHASE CUT



100 - 277V - 60Hz

8W 2700K 960lm built-in

upon request 3000K 1067lm

Dimming system PHASE CONTROL and 0-10V
(only 120Vac TRIAC Dimmers)

NET WEIGHT PESO NETO

1,4kg | 3,1lb




36x36x31 cm
14,2x14,2x12,2 in
2,2kg | 4,8lb



Certifications:



Onn ref. ON06



LAMPSHADE TULIPA
Painted stainless steel
Acero inoxidable pintado

One color: white
Un color: blanco



BL



SUPPORT SOPORTE
Painted steel
Acero pintado

**MOUNTING OPTIONS
OPCIONES DE
INSTALACIÓN**
Wall & ceiling lamp
Aplique & plafón

**RECOMMENDED BULBS
BOMBILLAS RECOMENDADAS**
230V - 50Hz

E27 LED Vintage- Max. 1x8 W

120V - 60Hz

E26 LED - Max. 1x8 W

**NET WEIGHT
PESO NETO**
3kg | 6,6lb



46x52x30 cm
18,1x20,5x11,8 in
4,4kg | 9,7lb




Certifications:



LED

Onn ref. ON06-LD



LAMPSHADE TULIPA
Painted stainless steel
Acero inoxidable pintado

One color: white
Un color: blanco



BL



SUPPORT SOPORTE
Painted steel
Acero pintado

**MOUNTING OPTIONS
OPCIONES DE
INSTALACIÓN**
Wall lamp
Aplique

Inside diffuser
Difusor interno

LED / DIMMABLE

**LIGHT SOURCE BUILT-IN
FUENTE DE LUZ INCLUIDA**

230V - 50Hz

15W 2700K 2860lm built-in
upon request 3000K 2945lm



Dimming system: PHASE CUT /
upon request DALI/ Switch DIM

**NET WEIGHT
PESO NETO**
3,5kg | 7,7lb




46x52x30 cm
18,1x20,5x11,8 in
4,4kg | 9,7lb



Certifications:



Onn ref. ON06G



LAMPSHADE TULIPA
Painted stainless steel
Acero inoxidable pintado

One color: white
Un color: blanco



BL



SUPPORT SOPORTE
Painted steel
Acero pintado

**MOUNTING OPTIONS
OPCIONES DE
INSTALACIÓN**
Wall lamp
Aplique

**RECOMMENDED BULBS
BOMBILLAS RECOMENDADAS**
230V - 50Hz

E27 LED Vintage- Max. 3x8 W

120V - 60Hz

E26 LED - Max. 3x8 W

**NET WEIGHT
PESO NETO**
7kg | 15,4lb



71x71x32 cm
28x28x12,6 in
8kg | 17,6lb



Certifications:



LED

Planum ref. PM06R-LD

LED / DIMMABLE

96x96cm | 37,8 x37,8 in




LAMPSHADE TULIPA
Painted stainless steel
Acero inoxidable pintado

SUPPORT SOPORTE
Steel painted in white
Acero pintado en blanco

LIGHT SOURCE BUILT-IN
FUENTE DE LUZ INCLUIDA

NET WEIGHT
PESO NETO

One color to choose
Un color a elegir



BL G

CUSTOM COLOR

MOUNTING OPTIONS
OPCIONES DE INSTALACIÓN
Wall & ceiling lamp
Aplique & plafón

230V - 50Hz

□ □ □ □ 34W 2700K 7272lm built-in

upon request 3000K 7560lm

Dimming system: PHASE CUT /
upon request DALI/ Switch DIM

102x102x13 cm
40,1x40,1x5,1 in
10kg | 22lb

100 - 277V - 60Hz

□ □ □ □ 34W 2700K 7272lm built-in

upon request 3000K 7560lm

Dimming system PHASE CONTROL and 0-10V
(only 120Vac TRIAC Dimmers)

Certifications:



8cm | 3,1 in

LED

Planum ref. PM06PR-LD

LED / DIMMABLE

47cm | 18,5 in



96cm | 37,8 in

LAMPSHADE TULIPA
Painted stainless steel
Acero inoxidable pintado

SUPPORT SOPORTE
Steel painted in white
Acero pintado en blanco

LIGHT SOURCE BUILT-IN
FUENTE DE LUZ INCLUIDA

NET WEIGHT
PESO NETO

One color to choose
Un color a elegir



BL G

CUSTOM COLOR

MOUNTING OPTIONS
OPCIONES DE INSTALACIÓN
Wall & ceiling lamp
Aplique & plafón

230V - 50Hz

□ □ □ □ 17W 2700K 3636lm built-in

upon request 3000K 3780lm

Dimming system: PHASE CUT /
upon request DALI/ Switch DIM

102x53x13 cm
40,1x20,8x5,1 in
5kg | 11lb

100 - 277V - 60Hz

□ □ □ □ 17W 2700K 3636lm built-in

upon request 3000K 3780lm

Dimming system PHASE CONTROL and 0-10V
(only 120Vac TRIAC Dimmers)

Certifications:



8cm | 3,1 in

Tati ref. TA06


LAMPSHADE TULIPA
Painted stainless steel
Acero inoxidable pintado

SUPPORT SOPORTE
Stainless steel
Acero inoxidable

RECOMMENDED BULBS
BOMBILLAS RECOMENDADAS

NET WEIGHT
PESO NETO

One color to choose
Un color a elegir



BL BE G T

CUSTOM COLOR

MOUNTING OPTIONS
OPCIONES DE INSTALACIÓN
Wall lamp
Aplique

230V - 50Hz

☒ G9 LED - Max. 2x4 W

120V - 60Hz

☒ G9 LED - Max. 2x4 W

0,5kg | 1,1lb



25x35x17 cm
13,7x9,8x6,7 in
1kg | 2,2lb



Certifications:




15cm | 5,9 in

19cm | 7,5 in

23cm | 9 in





Tati ref. TA06-LD

LED / DIMMABLE

LAMPSHADE TULIPA
Painted stainless steel
Acero inoxidable pintado

SUPPORT SOPORTE
Steel gloss nickel-plated
and stainless steel
Acero niquel-satinado
y acero inoxidable

**LIGHT SOURCE BUILT-IN
FUENTE DE LUZ INCLUIDA**

**NET WEIGHT
PESO NETO**

One color to choose
Un color a elegir



CUSTOM
COLOR

Steel gloss nickel-plated
and stainless steel
Acero niquel-satinado
y acero inoxidable

**MOUNTING OPTIONS
OPCIONES DE
INSTALACIÓN**

Wall lamp
Aplique

230V - 50Hz

8W 2700K 960lm built-in

upon request 3000K 1067lm

Dimming system PHASE CUT



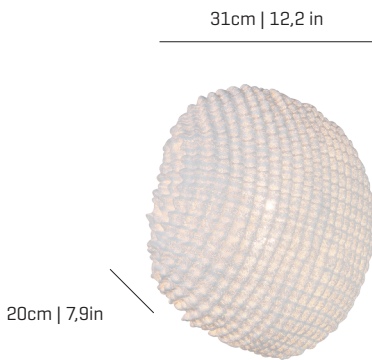
0,7kg | 1,5lb



25x35x17 cm
13,7x9,8x6,7 in
1kg | 2,2lb



Certifications:



Tati ref. TA06P

LAMPSHADE TULIPA
Painted stainless steel
Acero inoxidable pintado

SUPPORT SOPORTE
Steel gloss nickel-plated
and stainless steel
Acero niquel-satinado
y acero inoxidable

**RECOMMENDED BULBS
BOMBILLAS RECOMENDADAS**

**NET WEIGHT
PESO NETO**

One color to choose
Un color a elegir



CUSTOM
COLOR

Steel gloss nickel-plated
and stainless steel
Acero niquel-satinado
y acero inoxidable

**MOUNTING OPTIONS
OPCIONES DE
INSTALACIÓN**

Wall lamp
Aplique

230V - 50Hz

G9 LED - Max. 1x4 W

120V - 60Hz

G9 LED - Max. 1x4 W

0,8kg | 1,8lb



36x36x31 cm
14,2x14,2x12,2 in
1kg | 2,2lb



Certifications:



Tati ref. TA06P-LD

LED / DIMMABLE


LAMPSHADE TULIPA
Painted stainless steel
Acero inoxidable pintado

SUPPORT SOPORTE
Steel gloss nickel-plated
and stainless steel
Acero niquel-satinado
y acero inoxidable

**LIGHT SOURCE BUILT-IN
FUENTE DE LUZ INCLUIDA**

**NET WEIGHT
PESO NETO**

One color to choose
Un color a elegir



CUSTOM
COLOR

Steel gloss nickel-plated
and stainless steel
Acero niquel-satinado
y acero inoxidable

**MOUNTING OPTIONS
OPCIONES DE
INSTALACIÓN**

Wall lamp
Aplique

230V - 50Hz

8W 2700K 960lm built-in

upon request 3000K 1067lm

Dimming system PHASE CUT



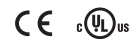
1,2kg | 2,6lb



36x36x31 cm
14,2x14,2x12,2 in
1,5kg | 3,3lb



Certifications:



Tati ref. TA06G

38cm | 15 in




22cm | 8,7in

38cm | 15in

LAMPSHADE TULIPA
Painted stainless steel
Acero inoxidable pintado

One color to choose
Un color a elegir



CUSTOM COLOR

Steel gloss nickel-plated and stainless steel
Acero niquel-satinado y acero inoxidable

SUPPORT SOPORTE
Steel gloss nickel-plated and stainless steel
Acero niquel-satinado y acero inoxidable

MOUNTING OPTIONS OPCIONES DE INSTALACIÓN

Wall lamp
Aplique

RECOMMENDED BULBS BOMBILLAS RECOMENDADAS

230V - 50Hz

E14 LED Vintage - Max. 2x7 W

120V - 60Hz

E12 LED - Max. 2x7 W

NET WEIGHT PESO NETO

1kg | 2,2lb



52x47x31 cm
20,5x18,5x12,2 in
2,4kg | 5,3lb



Certifications:



LED

Tati ref. TA06G-LD

38cm | 15 in




22cm | 8,7in

38cm | 15in

LAMPSHADE TULIPA
Painted stainless steel
Acero inoxidable pintado

One color to choose
Un color a elegir



CUSTOM COLOR

Steel gloss nickel-plated and stainless steel
Acero niquel-satinado y acero inoxidable

SUPPORT SOPORTE
Steel gloss nickel-plated and stainless steel
Acero niquel-satinado y acero inoxidable

MOUNTING OPTIONS OPCIONES DE INSTALACIÓN

Wall lamp
Aplique

LIGHT SOURCE BUILT-IN FUENTE DE LUZ INCLUIDA

230V - 50Hz

8W 2700K 960lm built-in

upon request 3000K 1067lm

Dimming system PHASE CUT



100 - 277V - 60Hz

8W 2700K 960lm built-in

upon request 3000K 1067lm

Dimming system PHASE CONTROL and 0-10V
(only 120Vac TRIAC Dimmers)

NET WEIGHT PESO NETO

1,4kg | 3,1lb



52x47x31 cm
20,5x18,5x12,2 in
2,4kg | 5,3lb



Certifications:



LED

Venus ref. VE06

40cm | 15,7 in




7cm | 2,8in

27cm | 10,6 in

LAMPSHADE TULIPA
Painted stainless steel
Acero inoxidable pintado

One color to choose
Un color a elegir



CUSTOM COLOR

Steel gloss nickel-plated and stainless steel
Acero niquel-satinado y acero inoxidable

SUPPORT SOPORTE
Painted steel in the same color that lampshade
Acero pintado en el mismo color que la tulipa

MOUNTING OPTIONS OPCIONES DE INSTALACIÓN

Wall lamp
Aplique

LIGHT SOURCE BUILT-IN FUENTE DE LUZ INCLUIDA

230V - 50Hz

4W 2700K 1060lm built-in

Dimming system PHASE CUT



100 - 277V - 60Hz

4W 2700K 1060lm built-in

Dimming system PHASE CONTROL and 0-10V
(only 120Vac TRIAC Dimmers)

NET WEIGHT PESO NETO

1,6kg | 3,5lb



44x44x20 cm
17,3x17,3x7,9 in
2,6kg | 5,7lb



Certifications:




ACCESORIOS ACCESSORIES

CANOPY & PIECE TO MOVE THE ELECTRIC CABLE | FLORÓN & PIEZA PARA DESPLAZAMIENTO DE CABLE ELÉCTRICO



PIECE TO HOLD
THE STEEL CABLE
PIEZA PARA SUJECIÓN
DE CABLE DE ACERO

REF. PIEZA004



PIECE TO MOVE
THE ELECTRIC CABLE
PIEZA PARA DESPLAZAMIENTO
DE CABLE ELÉCTRICO

REF. PIEZA002

FINISH IN BLACK COLOR
ACABADO EN COLOR NEGRO

REF. PIEZA006

Option for luminaires
with electric cable only
Opción para luminarias
solamente con cable eléctrico

Option for luminaires with
electric and steel cable
Opción para luminarias con
cable eléctrico y de acero

CANOPY | FLORÓN

Canopy small Ø80mm Florón pequeño Ø80mm

Finishing nickel-plated
Acabado níquel satinado

Maximum 3 outputs
Máximo 3 salidas

Ref. CAN8



Canopy medium Ø120mm Florón mediano Ø120mm

Finishing nickel-plated
Acabado níquel satinado

Maximum 8 outputs
Máximo 8 salidas

Ref. CAN12



Type 1 Tipo 1

One side output
Salida por el lateral
hacia un lado



Type 2 Tipo 2

Around side output
Salida lateral alrededor



Type 3 Tipo 3

Downward output
Salida hacia abajo



Finishing black matt
Acabado negro mate

For compositions
with black cable
Para composiciones
con cable negro

Canopy large Ø142mm Florón grande Ø142mm

Finishing nickel-plated
Acabado níquel satinado

Maximum 16 outputs
Máximo 16 salidas

Ref. CAN14



Output number Número de salidas

From 2 to 16 Desde 2 hasta 16

For a larger number of outputs, consult with us
Para un mayor número de salidas, consúltenos

Canopy recessed Florón empotrado

Finishing matt white
or matt black

Acabado blanco mate
o negro mate

Ref. CAN-BL

Ref. CAN-N



Ref. CAN-BL



Ref. CAN-N

LIGHT BULBS | BOMBILLAS

BASE	DESCRIPCIÓN	W	T (Kelvin)	REF.
E27 LED	Standard vintage Ø60mm	6	2700K 3000K	ELEC0907 ELEC0908
	Standard Dimmable vintage Ø60mm	6	2700K	ELEC0700
	Standard vintage Ø60mm	10	2700K	ELEC2201
E14 LED Round	Round Vintage	4	2700K	ELEC0689
G9 LED	LED bi-pin 230V	4	2700K 3000K	ELEC0703 ELEC0655

Ecodesign standards for lighting products are mandatory for all manufacturers and importers who intend to market their products in the EU.
As of September 1, 2021, Regulation (EU) 2019/2020 establishing eco-design requirements for light sources and independent control mechanisms repeals and replaces
Regulations (EC) No 244/2009, (EC) No 244/2009, (EC) No 245/2009 and (EU) No 1194/2012.

Las normas de diseño ecológico para los productos de iluminación son obligatorias para todos los fabricantes e importadores que pretendan comercializar sus productos en la UE.
Desde el 1 de septiembre de 2021, el Reglamento (UE) 2019/2020 por el que se establecen requisitos de diseño ecológico para las fuentes luminosas y los mecanismos de control independientes deroga y sustituye
los Reglamentos (EC) No 244/2009, (CE) n.º 244/2009, (CE) n.º 245/2009 y (UE) n.º 1194/2012.



Headquarters:
Calor Color S.L.
C/ Castiñeiras 108A.
15895 O Milladoiro, A Coruña, Spain.
T. +34 981 814 600

info@a-emotionallight.com
www.a-emotionallight.com

a by emotional light inc.
1460 Broadway Ste 6025 New York, NY 10036 US
T. +1 323 599 6363

©2023 Calor Color S.L.
All rights reserved.
Legal deposit:
Printed by Agencia Gráfica. Santiago de Compostela. Spain.

