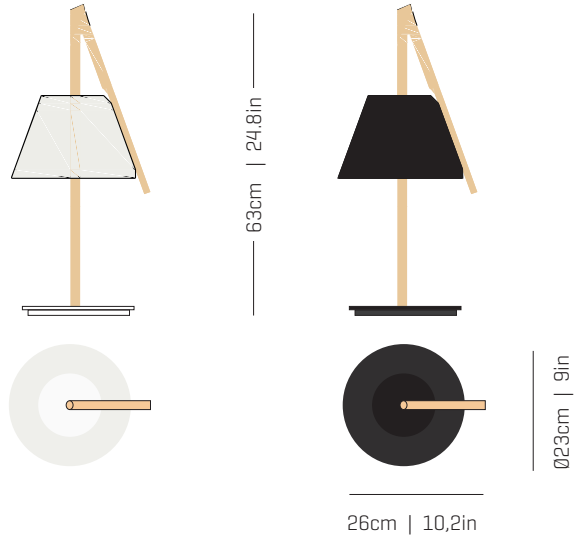


# a

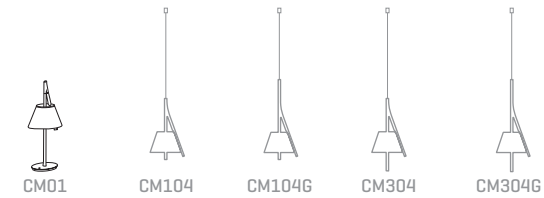
## emotional light

cambo collection

LED



ref. CM01




Approximate measurements  
Medidas aproximadas

### MATERIALS & COMPONENTS | MATERIALES & COMPONENTES

#### LAMP SHADE | TULIPA


Painted stainless steel | One color to choose  
Acero inoxidable pintado | Un color a elegir



BL



N



CUSTOM  
COLOR

Beech wood | Madera de haya

Painted aluminum | Aluminio pintado

Built-in diffuser | Difusor incorporado

#### SUPPORT

##### SOPORTE

Steel painted in same color as lampshade  
Acero pintado en mismo color que tulipa

Black or white combined with support  
Negro o blanco combinado con soporte  
[except in custom color]

Standard: 200cm | 78,7in

#### LIGHT SOURCE BUILT IN

##### FUENTE DE LUZ INCLUIDA

230V - 50Hz



7W 2700K 850lm built-in

Dimming system: TOUCH

This product contains  
a light source of energy  
efficiency class **D**  
Este producto contiene una  
fuente luminosa de la clase  
de eficiencia energética **D**



120V - 60Hz



7W 2700K 850lm built-in

Dimmable

### OTHER DATA | OTROS DATOS

#### NET WEIGHT

##### PESO NETO

1,9kg | 4,2lb

#### PACKAGING

##### EMBALAJE

64x39x28 cm | 25,2x15,3x11 in  
2,8kg | 6,3lb

#### ELECTRICAL FEATURES

##### CARACTERÍSTICAS ELÉCTRICAS



#### CERTIFICATIONS

##### CERTIFICACIONES



in progress

