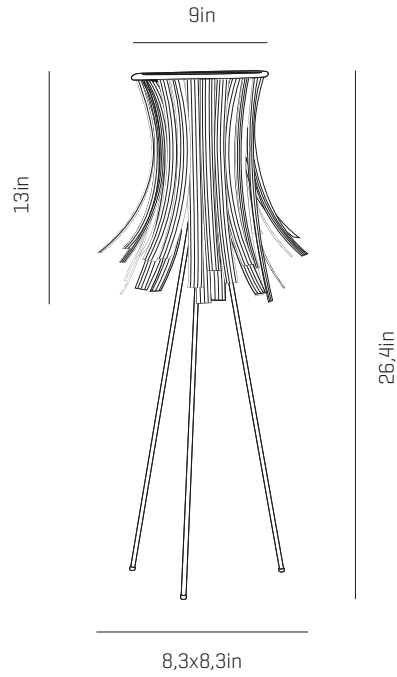


a

emotional light

bety collection



USA & Canada

ref. BEC001



BEC001

BEC003

BEC004

MATERIALS & COMPONENTS

LAMP SHADE

Pressed cellulose | One color to choose



42

43

46

47

48



49



50



51



52

SUPPORT AND CABLE

Stainless steel

Transparent cable
Standard: 78,7in

RECOMMENDED BULBS

120V - 60Hz

 E12 LED - Max. 1x7 W

OTHER DATA

NET WEIGHT

3,3lb

PACKAGING

26x 12,6x 9,1in
6,6lb

ELECTRICAL FEATURES



CERTIFICATIONS



emotional light

Bety Eco

ref. BEC001

Suitable for indoor use, at 77°F

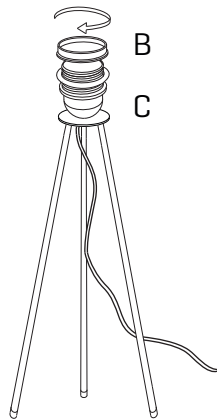
Apta para uso interior a temperatura ambiente de 77°F

Box contains | Contenido de la caja:

A - Lampshade | Tulipa [1]

B - Arandela | Washer [1]

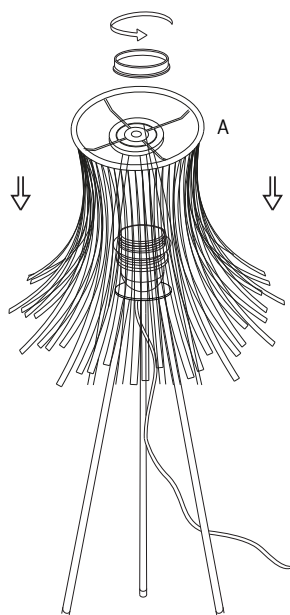
C - Foot | Pie [1]



1

Unscrew the washer from the holder.

Desenroscar la arandela del soporte de las patas.



2

Fit the central hole of the tulip in the socket and screw the washer back on.

Encajar el agujero central de la tulipa en el portalámparas y volver a enroscar la arandela.