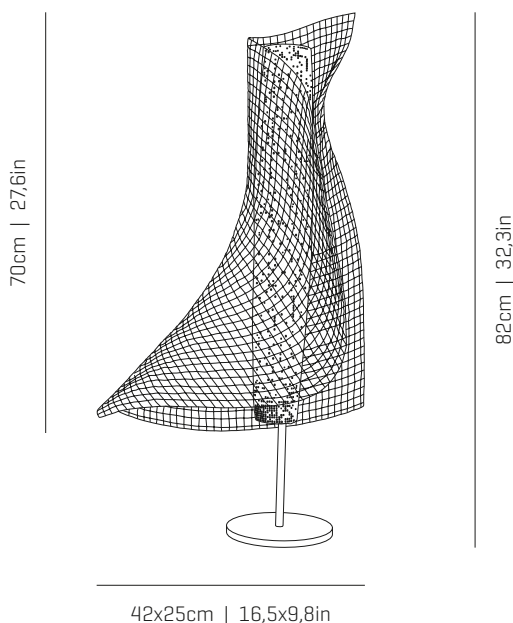


# a


## emotional light

clara collection

LED



ref. CL02



CL02


CL03

### MATERIALS & COMPONENTS | MATERIALES & COMPONENTES

#### LAMPSHADE | TULIPA

Painted stainless steel  
Acero inoxidable pintado

One color: white  
Un color: blanco



BL

#### SUPPORT AND CABLE

##### SOPORTE Y CABLE

Stainless steel  
Acero inoxidable

Transparent cable  
Cable transparente  
Standard: 200cm | 78,7in

#### LIGHT SOURCE BUILT IN

##### FUENTE DE LUZ INCLUIDA

##### 230V - 50Hz

□ □ □ □ 24W 2700K 2449lm built-in  
upon request 3000K 2527lm

##### 100~277V - 60Hz

□ □ □ □ 24W 2700K 2449lm built-in  
upon request 3000K 2527lm

#### ENERGY EFFICIENCY

##### EFICIENCIA ENERGÉTICA

This product contains a light source of energy efficiency class C  
Este producto contiene una fuente luminosa de la clase de eficiencia energética C

### OTHER DATA | OTROS DATOS

#### NET WEIGHT | PESO NETO

4,7kg | 10,4lb

#### PACKAGING | EMBALAJE

48x90x30cm | 18,9x 35,4x 11,8in  
10kg | 22lb

#### ELECTRICAL FEATURES

##### CARACTERÍSTICAS ELÉCTRICAS



#### CERTIFICATIONS

##### CERTIFICACIONES

